



# ENGLISH FOR TODAY

Class

# 3



**National Curriculum and Textbook Board, Bangladesh**



Prescribed by the National Curriculum and Textbook Board  
as a textbook for class three from the academic year 2013



# ENGLISH FOR TODAY



## Writers

M S Hoque


Yasmin Banu

Md Abdur Razzaque

Naina Shahzadi

## Illustration Editor

Hashem Khan



National Curriculum and Textbook Board, Bangladesh



Published by  
National Curriculum and Textbook Board  
69-70, Motijheel Commercial Area, Dhaka 1000

---

[All rights reserved by the publisher]

First Edition : October, 2012  
Revised Edition : October, 2014  
Reprint : , 2021

Design  
National Curriculum and Textbook Board, Bangladesh

For free distribution under PEDP-4 of Ministry of Primary and Mass Education  
by the Government of the People's Republic of Bangladesh

---

Printed by:



## Preface

A child is a great wonder. There is no end to the thinking about his/her world of wonder. He/She is a subject of contemplation for educationists, scientists, philosophers, child specialists and psychologists. The fundamental principles of child education outlined in the National Education Policy 2010 have been defined in the light of these contemplations. The curriculum for primary education has been revised to develop a child on the potentials of his/her innate amazement, unbounded curiosity, endless joy and enthusiasm keeping in view the all-round development of children's potentials.

The **English for Today** textbooks have been developed to help students attain competencies in all four language skills in English through meaningful and enjoyable activities. Emphasis has been given to listening and speaking skills as the foundation on which to develop reading and writing skills. Topics and themes have been selected in a way that would not only help students address the needs of real-life situations, but would also inculcate human values in them as well as broaden their mental horizon. Grammar points and planned activities to develop student's competence in all four language skills have been presented within contexts in a systematic and graded way.

To make the young learners interested, enthusiastic and dedicated, Bangladesh Awami League Government, under the dynamic leadership of the Honorable Prime Minister Sheikh Hasina, has taken initiatives to change the textbooks into four colours, and make them interesting, sustainable and distributed free of cost since 2009. The textbooks of all students of Pre-primary, Primary, Secondary, Ibtedaie, Dakhil, Dakhil Vocational and S.S.C Vocational levels are being distributed free of cost across the country which is a historical initiative of the present government.

My sincere acknowledgement and thanks to all who helped in different stages of composition, editing, rational evaluation, printing and publication of the textbook. Though all cares have been taken by those concerned, the book may contain some errors/lapses. Therefore, any constructive and rational suggestions will be highly appreciated for further improvement and enrichment of the book. We will deem all our efforts successful if the young learners for whom it is intended find it useful to them.

**Professor Narayan Chandra Saha**

Chairman

National Curriculum and Textbook Board, Bangladesh



## নির্দেশনা

আমাদের শিক্ষা-ব্যবস্থায় প্রাথমিক স্তর থেকেই বিদ্যালয়ে ইংরেজি শেখানো বাধ্যতামূলক করা হয়েছে যেন ছোটবেলা থেকেই শিক্ষার্থীরা শ্রেণিকক্ষে ইংরেজি ভাষা চর্চার মাধ্যমে ক্রমান্বয়ে ওই ভাষার চারটি দক্ষতা অর্থাৎ শুনে বুঝতে, বলতে, পড়তে ও লিখতে পারে। এর ফলে শিক্ষার্থীরা ভবিষ্যতে বিশ্বায়নের এই যুগে বিভিন্ন পরিস্থিতিতে সহজ ও স্বাভাবিকভাবে ইংরেজি ভাষা ব্যবহার করে অপরের সঙ্গে ভাব বিনিময় করতে সক্ষম হবে।

আমাদের মনে রাখতে হবে শিক্ষার্থীরা সেই ভাষাই আয়ত্ত করতে সক্ষম হবে যে ভাষা তারা সবসময় তাদের চারপাশে শোনে। তাই ইংরেজি ভাষা শিখতে হলে একজন শিক্ষার্থীর জন্য প্রচুর ইংরেজি শোনা আবশ্যিক। একজন শিক্ষকই পারেন শ্রেণিকক্ষে শিক্ষার্থীদের জন্য এই সুযোগ করে দিতে।

শিক্ষক প্রতিদিনের প্রয়োজনীয় কিছু অভিব্যক্তি যেমন greetings, farewells, commands and instructions ইত্যাদির ব্যবহার ইংরেজি ভাষায় শ্রেণিকক্ষে নিয়মিত সম্পন্ন করবেন এবং তার মাধ্যমে শিক্ষার্থীদের সেই সব ইংরেজি শোনা ও বলার চর্চা সুযোগ করে দেবেন।

পাঠ্যপুস্তকের ছড়া, কবিতা, গল্প, কথপোকথন ও অন্যান্য বেশির ভাগ বিষয়বস্তুই শিক্ষক প্রথমে জোরে স্পষ্ট ও শুদ্ধ উচ্চারণে এবং কণ্ঠস্বরের সঠিক ওঠানামা (intonation) ব্যবহার করে পড়ে শোনাবেন। শিক্ষার্থীরা তা অনুসরণ করে বলার মাধ্যমে উল্লিখিত বিষয়গুলো আয়ত্ত করতে পারবে।

English For Today পাঠ্যপুস্তকের পাঠভিত্তিক শিখন-শেখানো কার্যাবলি শ্রেণিকক্ষে কার্যকর করার সময় শিক্ষার্থীরা যেন পরস্পর বিভিন্নভাবে interact করতে পারে, শিক্ষক তা অবশ্যই নিশ্চিত করবেন। এই উদ্দেশ্যে শিক্ষক শিক্ষার্থীদের দিয়ে pairwork, groupwork, chain drill, role play ইত্যাদি করাবেন।

অনেক সময় শিক্ষকের মনে প্রশ্ন জাগে যে, ক্লাসে কতখানি বাংলা ব্যবহার করা যাবে। শিক্ষকদের মনে রাখা প্রয়োজন, তিনি শ্রেণিকক্ষে যত বেশি ইংরেজি বলবেন, শিক্ষার্থীরা তত বেশি ইংরেজি শুনবে ও তা আয়ত্ত করতে সক্ষম হবে। তবে অনেক সময় দেখা যায় যে, শিক্ষকের ইংরেজিতে বলা নির্দেশনা শিক্ষার্থীরা বুঝতে পারছে না। তখন শিক্ষক একবার বাংলায় পরিস্কারভাবে বুঝিয়ে দেবেন এবং সঙ্গে সঙ্গে একই নির্দেশনা অবশ্যই ইংরেজিতে পুনরাবৃত্তি করবেন। এর ফলে বাংলায় যা বলা হলো তা ইংরেজিতে যে ওইভাবে বলা যায়, শিক্ষার্থীরা তা নিজের অজান্তেই বুঝতে শিখবে।



# Contents

Unit	Page
1 Greetings and Introductions, Introducing a Student	2
2 Introducing a Teacher, Introducing Someone	4
3 Dialogue: Keya, Riya and Mashuk	6
4 Numbers, Cursive Small Letters	8
5 Commands and Instructions: inside the Classroom, Commands and Instructions	10
6 Numbers, Cursive Small Letters	12
7 Commands and Instructions	14
8 Numbers, Cursive Small Letters	16
9 Commands and Instructions: Outside the Classroom, Commands, Instructions and Requests: At Home and at School	18
10 Numbers, Cursive Small Letters	20
11 Commands, Instructions and Requests	22
12 Numbers, Cursive Small Letters	24
13 Letters and Sounds	26
14 Numbers, Cursive Small Letters	28
15 Names of the Days and Months	30
16 Numbers, Cursive Small Letters	32
17 Names of the Months, Number of Days of the Month	34
18 Numbers, Cursive Capital Letters	36
19 Occupations	38
20 Numbers, Cursive Capital Letters	40




Unit	Page
21 Occupations	42
22 Numbers, Cursive Capital Letters	44
23 What do They Do?	46
24 Numbers, Cursive Capital Letters	48
25 What Sounds Do They Make?	50
26 Numbers, What are They Doing?	52
27 What Are They Doing?, Numbers	54
28 Story: The Cow and the Frog	56
29 Where Is It?	58
30 Punctuation and Capital Letters, Numbers	60
31 Punctuation and Capital Letters	62
32 Punctuation and Capital Letters, Numbers	64
33 Story: The Boys and the Frogs	66
34 My Family, Numbers	68
35 My Friend, Letters and Sounds	70
36 Food We Need, Numbers	72
37 What Food Should We Eat?	74
38 Cleanliness, At the Shop	76
39 Story: The Crow	78
● Vocabulary	81






## A. Listen and say.




## B. Listen and say.



## C. Pairwork. Introduce yourself.



**A. Read.**

Hello! I'm Riya Islam.  
I'm 8 years old. I'm a  
student. I'm in Class 3 at  
Rajbari Primary School.

**B. Read the sentences. Write T for True or F for False.**

- 1 The girl's name is Rima. \_\_\_\_\_
- 2 She is 9 years old. \_\_\_\_\_
- 3 She is a student. \_\_\_\_\_
- 4 She is in Class 2. \_\_\_\_\_
- 5 She is at Mirpur Primary School. \_\_\_\_\_


**C. Which sentences in Activity B are False? Say sentences that are true.**

The girl's name isn't Rima.  
Her name is Riya.





### A. Read.



This is Mahbub Alam.  
He's 30 years old. He's an  
English teacher. He works  
in a primary school in  
Narail.

### B. Complete the table with Mahbub's information.

Name:
Age:
Job:
Work place:

### C. Pairwork. Ask and answer the questions. Look at the information in Activity A.

- 1 What is the Person's name?
- 2 How old is he?
- 3 What does he do?
- 4 Where does he work?





- A.** Think about a person you know.  
Draw a picture of the person.  
Complete the table.

Name:
Age:
Job:
Work place:

- B.** Complete the sentences with the information from Activity A. Underline *He* or *She*.

This is \_\_\_\_\_.

He / She is \_\_\_\_\_ years old.

He / She is \_\_\_\_\_.


He / She works \_\_\_\_\_.

- C.** Groupwork. Read your sentences from Activity B.





**A.** Listen and say.



**B.** Listen and say.



Mashuk: Hello! Keya. I'm Mashuk. Where are you from?


Keya: I'm from Khulna. And you?

Mashuk: I'm from Sylhet, and so is Riya.

**C.** Pairwork. Talk about where you are from.




A. Listen and say.



B. Listen and say.



C. Act the dialogue. Invite a partner to do something.





**A.** Say, count and write the numbers.


1

2

3

4

5



**B.** Say, trace and write.

1

2

3

4

5

one

two

three

four

five

**C.** Write the missing number or word.

1

\_\_\_\_\_

3

\_\_\_\_\_

5

\_\_\_\_\_ two three \_\_\_\_\_





**A.** Look and say. Trace in the air.

a a b b c c d d

**B.** Trace and write.

a aa

b bb

c cc

d dd

**C.** Look and say. Trace. Write the missing letters.



ant



ball



cat



dog

nt

ll

t


og




### A. Listen and say.



board



duster



chalk



flag

### B. Listen and say.



Take the chalk.



Go to the board.



Clean the board  
with the duster.



Draw our flag.

### C. Listen and do.



## A. Listen and do.



Stand up.  
Raise your hand.



Stand up.  
Touch your ear.

## B. Listen and say.



Exercise.



Eat fruit.



Drink water.



Go to sleep early.

## C. Look at the pictures. Write the commands.












A. Say, count and write the numbers.

6      7      8      9      10



B. Say, trace and write.

6

7

8

9

10

six

seven

eight

nine

ten

C. Write the matching number or word.

6 six

7 \_\_\_\_\_

\_\_\_\_\_ eight

9 \_\_\_\_\_

\_\_\_\_\_ ten





A. Look and say. Trace in the air.

e e f f g g h h

B. Trace and write.

e ee f ff  
g gg h hh


C. Look and say. Trace. Write the missing letters.



ear



fish



goat



hand


r ish o t n



## A. Listen and say.



## B. Look and say.






**A.** Listen and say.




bed



shower



uniform



breakfast

**B.** Listen and say.



Put on your uniform.



Take a shower.



Get out of bed.





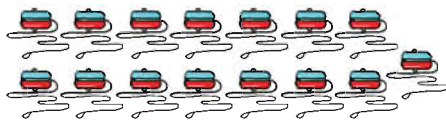



Eat your breakfast.

**C.** Pairwork. Look at the pictures in Activity B.  
Say the commands in order.



**A.** Say, count and write the numbers.

11 12 13 14 15 16 17 18 19 20



**B.** Write the missing numbers.

13 \_\_\_\_\_ 15 \_\_\_\_\_ 17

20 18 \_\_\_\_\_ \_\_\_\_\_ 12

11 \_\_\_\_\_ 15 \_\_\_\_\_ 19

\_\_\_\_\_ \_\_\_\_\_ 17 16 15

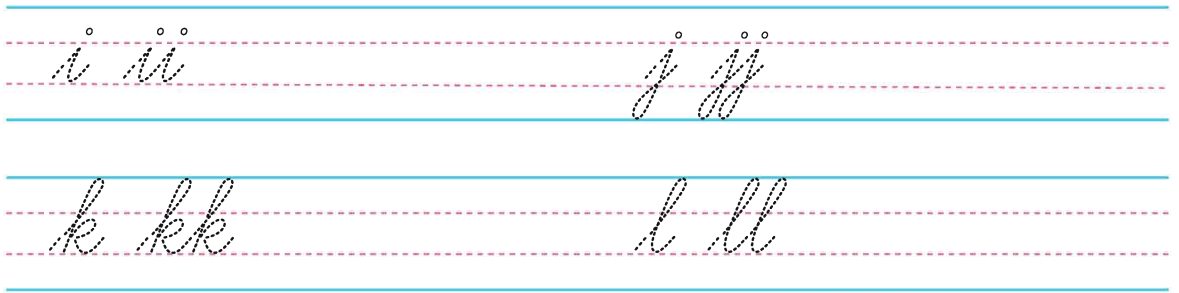





A. Look and say. Trace in the air.



B. Trace and write.




C. Look and say. Trace. Write the missing letters.



igloo



jar



kite




lion





**A.** Listen and say.



**B.** Read the sentences. Put them in order from 1 to 4.

\_\_\_ Sing the song.

\_\_\_ Stand in a line.

\_\_\_ Listen to the national anthem.

\_\_\_ Please don't talk.

**C.** Groupwork. Act.



**A.** Listen and say.



**B.** Read and act.

Take a shower.

Sing the national anthem.

Get out of bed.

Put on your uniform.

Clean the board.


Write on the board.

**C.** Groupwork. Which sentences from Activity B do you do at school? Which do you do at home?



**A.** Say, count and write the numbers.

21 22 23 24 25 26 27 28  
29 30



**B.** Write the next number.

21 \_\_\_\_\_ 24 \_\_\_\_\_ 28 \_\_\_\_\_

29 \_\_\_\_\_ 22 \_\_\_\_\_ 20 \_\_\_\_\_

26 \_\_\_\_\_ 23 \_\_\_\_\_ 27 \_\_\_\_\_



A. Look and say. Trace in the air.

m m n n o o p p

B. Trace and write.

m mm

n nn

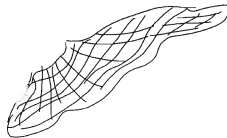
o oo

p pp

C. Look and say. Trace. Write the missing letters.



mat



net



orange



pot

t

t

n

t





### A. Look, listen and say.




### B. Look and say. Use Can.



### C. Pairwork. Act the dialogues from Activity B.



### A. Look, listen and say.




### B. Look and say. Use Can or Could.



.....I have a mango, please?



.....you close the door, please?



.....you clean the board, please?




.....you give me my uniform, please?

### C. Pairwork. Act the dialogues from Activity B.



**A.** Say, count and write the numbers.

31 32 33 34 35 36 37 38  
39 40



**B.** Write the missing numbers.

31 \_\_\_\_\_ 33 \_\_\_\_\_ 35

36 37 \_\_\_\_\_ \_\_\_\_\_ 40

40 \_\_\_\_\_ 38 \_\_\_\_\_ 36

\_\_\_\_\_ 34 \_\_\_\_\_ 32 \_\_\_\_\_





A. Look and say. Trace in the air.

q q

r r

s s

t t

B. Trace and write.

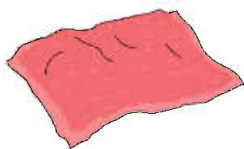
q q q

r r r

s s s

t t t

C. Look and say. Trace. Write the missing letters.



quilt



rat



sun



tiger

u

u



**A.** Look, listen and say.



pan



pen



man



men

**B.** Look and say. Circle the sound in the middle of the word.



a e



a e



a e



a e



a e



a e



a e



a e

**C.** Write the words that have the same sound in the middle of the word from Activity B.

hand      \_\_\_\_\_

bed      \_\_\_\_\_



**A.** Look, listen and say.




tiger



tigers



rat



rats

**B.** Look and say. Are the ending sounds the same?  
Circle Yes or No.



Yes No



Yes No



Yes No





Yes No



**A.** Say, count and write the numbers.

41 42 43 44 45 46 47 48  
49 50



**B.** Write the number before each of the numbers.

\_\_\_\_\_ 42      \_\_\_\_\_ 49      \_\_\_\_\_ 44

\_\_\_\_\_ 41      \_\_\_\_\_ 50      \_\_\_\_\_ 48

\_\_\_\_\_ 46      \_\_\_\_\_ 47      \_\_\_\_\_ 43





A. Look and say. Trace in the air.

u *u*

v *v*

w *w*

B. Trace and write.

*u u*

*v v*

*w w*

C. Look and say. Trace and write.



*umbrella*



*vase*



*window*



A. Listen and say.

JANUARY 2022						
Sat	Sun	Mon	Tue	Wed	Thu	Fri
1	2	3	4	5	6	7
8	9	10	11	12	13	14
15	16	17	18	19	20	21
22	23	24	25	26	27	28
29	30	31				

Saturday

Sunday

Monday

Tuesday

Wednesday

Thursday

Friday

B. Rhyme. Listen and say.

Saturday, Sunday

Monday, Tuesday

Wednesday, Thursday

Friday.

Raise your hand if you know the day.

C. Ask and answer.

What day is it today?

What day is tomorrow?

What day was yesterday?



### A. Listen and say.

## CALENDAR 2022

### January

Sat	Sun	Mon	Tue	Wed	Thu	Fri
	1	2	3	4	5	6
8	9	10	11	12	13	14
15	16	17	18	19	20	21
22	23	24	25	26	27	28
29	30	31				

### February

Sat	Sun	Mon	Tue	Wed	Thu	Fri
			1	2	3	4
5	6	7	8	9	10	11
12	13	14	15	16	17	18
19	20	21	22	23	24	25
26	27	28				

### March

Sat	Sun	Mon	Tue	Wed	Thu	Fri
			1	2	3	4
5	6	7	8	9	10	11
12	13	14	15	16	17	18
19	20	21	22	23	24	25
26	27	28	29	30	31	

### April

Sat	Sun	Mon	Tue	Wed	Thu	Fri
30						1
2	3	4	5	6	7	8
9	10	11	12	13	14	15
16	17	18	19	20	21	22
23	24	25	26	27	28	29

### May

Sat	Sun	Mon	Tue	Wed	Thu	Fri
	1	2	3	4	5	6
7	8	9	10	11	12	13
14	15	16	17	18	19	20
21	22	23	24	25	26	27
28	29	30	31			

### June

Sat	Sun	Mon	Tue	Wed	Thu	Fri
				1	2	3
4	5	6	7	8	9	10
11	12	13	14	15	16	17
18	19	20	21	22	23	24
25	26	27	28	29	30	

### July

Sat	Sun	Mon	Tue	Wed	Thu	Fri
30	31					1
2	3	4	5	6	7	8
9	10	11	12	13	14	15
16	17	18	19	20	21	22
23	24	25	26	27	28	29

### August

Sat	Sun	Mon	Tue	Wed	Thu	Fri
		1	2	3	4	5
6	7	8	9	10	11	12
13	14	15	16	17	18	19
20	21	22	23	24	25	26
27	28	29	30	31		

### September

Sat	Sun	Mon	Tue	Wed	Thu	Fri
					1	2
3	4	5	6	7	8	9
10	11	12	13	14	15	16
17	18	19	20	21	22	23
24	25	26	27	28	29	30

### October

Sat	Sun	Mon	Tue	Wed	Thu	Fri
29	30	31				
1	2	3	4	5	6	7
8	9	10	11	12	13	14
15	16	17	18	19	20	21
22	23	24	25	26	27	28

### November

Sat	Sun	Mon	Tue	Wed	Thu	Fri
			1	2	3	4
5	6	7	8	9	10	11
12	13	14	15	16	17	18
19	20	21	22	23	24	25
26	27	28	29	30		

### December

Sat	Sun	Mon	Tue	Wed	Thu	Fri
31					1	2
3	4	5	6	7	8	9
10	11	12	13	14	15	16
17	18	19	20	21	22	23
24	25	26	27	28	29	30

### B. Ask and answer.

What month is it now?

What day is it today?

### C. Write the day.



Today is\_\_\_\_\_.

The day after Monday is\_\_\_\_\_.



A. Say, count and write the numbers.

51 52 53 54 55 56 57 58  
59 60



B. Write the missing numbers.

51 52 \_\_\_\_\_ 54 \_\_\_\_\_  
\_\_\_\_\_ 57 \_\_\_\_\_ 59 \_\_\_\_\_

60 \_\_\_\_\_ 58 \_\_\_\_\_ 56  
55 \_\_\_\_\_ 53 \_\_\_\_\_ \_\_\_\_\_





A. Look and say. Trace in the air.

x x

y y

z z

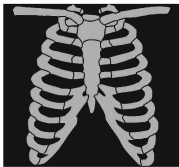
B. Trace and write.

x xx

y yy

z zz

C. Look and say. Trace and write.



x-ray



yo-yo



zebra



## A. Say the names of the months.

### CALENDAR 2022

#### January

Sat	Sun	Mon	Tue	Wed	Thu	Fri
	1	2	3	4	5	6
8	9	10	11	12	13	14
15	16	17	18	19	20	21
22	23	24	25	26	27	28
29	30	31				

#### February

Sat	Sun	Mon	Tue	Wed	Thu	Fri
			1	2	3	4
5	6	7	8	9	10	11
12	13	14	15	16	17	18
19	20	21	22	23	24	25
26	27	28				

#### March

Sat	Sun	Mon	Tue	Wed	Thu	Fri
			1	2	3	4
5	6	7	8	9	10	11
12	13	14	15	16	17	18
19	20	21	22	23	24	25
26	27	28	29	30	31	

#### April

Sat	Sun	Mon	Tue	Wed	Thu	Fri
30						1
2	3	4	5	6	7	8
9	10	11	12	13	14	15
16	17	18	19	20	21	22
23	24	25	26	27	28	29

#### May

Sat	Sun	Mon	Tue	Wed	Thu	Fri
	1	2	3	4	5	6
7	8	9	10	11	12	13
14	15	16	17	18	19	20
21	22	23	24	25	26	27
28	29	30	31			

#### June

Sat	Sun	Mon	Tue	Wed	Thu	Fri
			1	2	3	4
5	6	7	8	9	10	11
12	13	14	15	16	17	18
19	20	21	22	23	24	25
26	27	28	29	30		

#### July

Sat	Sun	Mon	Tue	Wed	Thu	Fri
30	31					1
2	3	4	5	6	7	8
9	10	11	12	13	14	15
16	17	18	19	20	21	22
23	24	25	26	27	28	29

#### August

Sat	Sun	Mon	Tue	Wed	Thu	Fri
		1	2	3	4	5
6	7	8	9	10	11	12
13	14	15	16	17	18	19
20	21	22	23	24	25	26
27	28	29	30	31		

#### September

Sat	Sun	Mon	Tue	Wed	Thu	Fri
					1	2
3	4	5	6	7	8	9
10	11	12	13	14	15	16
17	18	19	20	21	22	23
24	25	26	27	28	29	30

#### October

Sat	Sun	Mon	Tue	Wed	Thu	Fri
29	30	31				
1	2	3	4	5	6	7
8	9	10	11	12	13	14
15	16	17	18	19	20	21
22	23	24	25	26	27	28

#### November

Sat	Sun	Mon	Tue	Wed	Thu	Fri
			1	2	3	4
5	6	7	8	9	10	11
12	13	14	15	16	17	18
19	20	21	22	23	24	25
26	27	28	29	30		

#### December

Sat	Sun	Mon	Tue	Wed	Thu	Fri
31						1
3	4	5	6	7	8	9
10	11	12	13	14	15	16
17	18	19	20	21	22	23
24	25	26	27	28	29	30

## B. Rhyme. Look, listen and say.

There are 30 days in September,

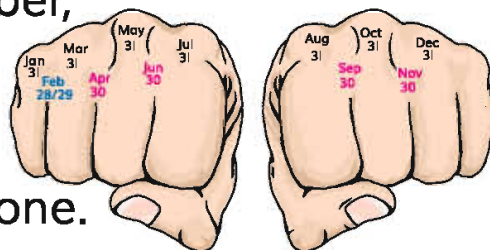
April, June and November.

All the rest have 31,

Not February, it's a different one.

It has 28, that's fine.

A Leap Year makes it 29.



## C. Groupwork. Use your hands to count the days of the months.





**A.** Say the number of days for each month.

## CALENDAR 2022

### January

Sat	Sun	Mon	Tue	Wed	Thu	Fri
	1	2	3	4	5	6
8	9	10	11	12	13	14
15	16	17	18	19	20	21
22	23	24	25	26	27	28
29	30	31				

### February

Sat	Sun	Mon	Tue	Wed	Thu	Fri
			1	2	3	4
5	6	7	8	9	10	11
12	13	14	15	16	17	18
19	20	21	22	23	24	25
26	27	28				

### March

Sat	Sun	Mon	Tue	Wed	Thu	Fri
			1	2	3	4
5	6	7	8	9	10	11
12	13	14	15	16	17	18
19	20	21	22	23	24	25
26	27	28	29	30	31	

### April

Sat	Sun	Mon	Tue	Wed	Thu	Fri
30						1
2	3	4	5	6	7	8
9	10	11	12	13	14	15
16	17	18	19	20	21	22
23	24	25	26	27	28	29

### May

Sat	Sun	Mon	Tue	Wed	Thu	Fri
	1	2	3	4	5	6
7	8	9	10	11	12	13
14	15	16	17	18	19	20
21	22	23	24	25	26	27
28	29	30	31			

### June

Sat	Sun	Mon	Tue	Wed	Thu	Fri
			1	2	3	4
5	6	7	8	9	10	11
12	13	14	15	16	17	18
19	20	21	22	23	24	25
26	27	28	29	30		

### July

Sat	Sun	Mon	Tue	Wed	Thu	Fri
30	31					1
2	3	4	5	6	7	8
9	10	11	12	13	14	15
16	17	18	19	20	21	22
23	24	25	26	27	28	29

### August

Sat	Sun	Mon	Tue	Wed	Thu	Fri
		1	2	3	4	5
6	7	8	9	10	11	12
13	14	15	16	17	18	19
20	21	22	23	24	25	26
27	28	29	30	31		

### September

Sat	Sun	Mon	Tue	Wed	Thu	Fri
					1	2
3	4	5	6	7	8	9
10	11	12	13	14	15	16
17	18	19	20	21	22	23
24	25	26	27	28	29	30

### October

Sat	Sun	Mon	Tue	Wed	Thu	Fri
29	30	31				
1	2	3	4	5	6	7
8	9	10	11	12	13	14
15	16	17	18	19	20	21
22	23	24	25	26	27	28

### November

Sat	Sun	Mon	Tue	Wed	Thu	Fri
			1	2	3	4
5	6	7	8	9	10	11
12	13	14	15	16	17	18
19	20	21	22	23	24	25
26	27	28	29	30		

### December

Sat	Sun	Mon	Tue	Wed	Thu	Fri
31					1	2
3	4	5	6	7	8	9
10	11	12	13	14	15	16
17	18	19	20	21	22	23
24	25	26	27	28	29	30

**B.** Ask and answer.

What month is it now?

How many days are there in this month?

What is the next month?

How many days are in the next month?

**C.** Complete the sentences. Write the numbers.

January has \_\_\_\_\_ days.

September has \_\_\_\_\_ days.

April has \_\_\_\_\_ days.

November has \_\_\_\_\_ days.



May has \_\_\_\_\_ days.

December has \_\_\_\_\_ days.



**A.** Say, count and write the numbers.

61 62 63 64 65 66 67 68  
69 70



**B.** Write the next number.

63\_\_\_\_\_ 65\_\_\_\_\_ 67\_\_\_\_\_

69\_\_\_\_\_ 61\_\_\_\_\_ 64\_\_\_\_\_

68\_\_\_\_\_ 62\_\_\_\_\_ 66\_\_\_\_\_





**A.** Look and say. Trace in the air.

A *A*

B *B*

C *C*

D *D*

E *E*

F *F*

G *G*

H *H*

**B.** Trace and write.

*A*

*B*

*C*

*D*

*E*

*F*

*G*

*H*

**C.** Trace and write the missing letters.

*Bangladesh*

*angladesh*

*Dhaka*

*haka*

*Asia*

*sia*



**A.** Look and say. Write.



farmer



doctor



pilot



blacksmith

**B.** Read and match with the picture. Write the correct number in the box.

- 1 A farmer grows food.
- 2 A doctor helps people.
- 3 A pilot flies a plane.
- 4 A blacksmith makes metal things.











**A.** Look and say. Write.



cobbler



tailor



driver



teacher

**B.** Read. Write the occupations.


- 1 A cobbler mends shoes.
- 2 A tailor makes clothes.
- 3 A driver drives a bus.
- 4 A teacher teaches at school.





**A.** Say, count and write the numbers.

71 72 73 74 75 76 77 78  
79 80



**B.** Write the number before each of the numbers.

\_\_\_\_\_ 71      \_\_\_\_\_ 80      \_\_\_\_\_ 73

\_\_\_\_\_ 79      \_\_\_\_\_ 72      \_\_\_\_\_ 75

\_\_\_\_\_ 77      \_\_\_\_\_ 74      \_\_\_\_\_ 78





**A.** Look and say. Trace in the air.

I *I*

J *J*

K *K*

L *L*

M *M*

N *N*

O *O*

P *P*

**B.** Trace and write.

*I*

*J*

*K*

*L*

*M*

*N*

*O*

*P*

**C.** Trace and write the missing letters.

*Meena*

*eena*

*Krishna*

*rishna*

*Joya*

*oya*

*Nabil*

*abil*



**A.** Look and match. Write the correct word.

tailor

cobbler

pilot

teacher



**B.** Read and match. Write the correct number from Activity A next to each rhyme.

I make clothes.  
Stitch, stitch, stitch,  
My machine goes.

In my plane,  
I can fly  
very high  
in the sky.

I mend shoes.  
Tap, tap, tap,  
Now they look new.

I write on the board,  
I read to my students.  
We speak in English.  
We rhyme and play.



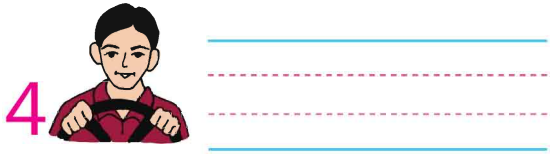


## A. Look and match. Write the correct word.

doctor

farmer

blacksmith

driver



## B. Read and match.

1 A blacksmith

drives a bus.

2 A doctor

grows food.

3 A driver

makes things from metal.

4 A farmer

helps people.


## C. Pairwork. Ask and answer.





A. Say, count and write the numbers.

81 82 83 84 85 86 87 88  
89 90



B. Write the missing numbers.

81 \_\_\_\_\_ 83      84 \_\_\_\_\_

86 \_\_\_\_\_ 88      \_\_\_\_\_

90    89 \_\_\_\_\_ 87 \_\_\_\_\_

\_\_\_\_\_ 84 \_\_\_\_\_ 82 \_\_\_\_\_





A. Look and say. Trace in the air.

Q Q

R R

S S

T T

U U

B. Trace and write.

Q

R

S

T

U

C. Trace and write the missing letters.

Riya

iya

Trishna

rishna

Sujon

ujon

Uttam

ttam



### A. Listen and say.



quick / slow

early / late

clean / dirty

active / lazy

### B. Read.



I'm a cat. In the morning, I'm lazy and slow. I get up late. In the afternoon, I'm active. I catch rats. I'm quick! I'm a clean animal. I wash myself everyday.

### C. Read again. Say True or False.

- 1 The cat gets up early in the morning.
- 2 The cat is lazy in the morning.
- 3 The cat is active in the afternoon.
- 4 The cat washes rats.
- 5 The cat is a clean animal.
- 6 The cat doesn't wash itself.



### A. Read.




I'm a crow. I live in a tree. I get up early in the morning. I'm active all day. I fly in the sky and look for food. Sometimes I take food from people. I'm very quick. Sometimes I eat dirty things.

### B. Read again. Say True or False.

- 1 The crow lives in a tree.
- 2 The crow gets up late in the morning.
- 3 The crow is lazy.
- 4 The crow takes food from people.
- 5 The crow is slow.
- 6 The crow doesn't eat dirty things.

### C. Look at the picture. Circle the answers.






I'm a cow / goat. I live in a stream / shed. I get up early / late. I am a slow / quick animal.



**A.** Say, count and write the numbers.

91 92 93 94 95 96 97 98  
99 100



**B.** Write the next number.

91 \_\_\_\_\_ 94 \_\_\_\_\_ 98 \_\_\_\_\_

96 \_\_\_\_\_ 99 \_\_\_\_\_ 93 \_\_\_\_\_

97 \_\_\_\_\_ 95 \_\_\_\_\_ 90 \_\_\_\_\_





A. Look and say. Trace in the air.

V *v*

W *w*

X *x*

Y *y*

Z *z*

B. Trace and write.

*v*

*w*

*x*

*y*

*z*

C. Trace and write the missing letters.

*W*assif

*a*ssif

*Y*asmin

*a*smin

*Z*arah

*a*rah



### A. Listen and say.




A cat meows.



A frog croaks.



A crow caws.



A duck quacks.



A dog barks.



A goat bleats.

### B. Read and match.

dog	caw
cat	bark
crow	quack
goat	croak
duck	bleat
frog	mew

### C. Read and write in your exercise book.



A \_\_\_\_\_



A \_\_\_\_\_



A \_\_\_\_\_



A \_\_\_\_\_



## A. Listen and say.




A hen clucks.



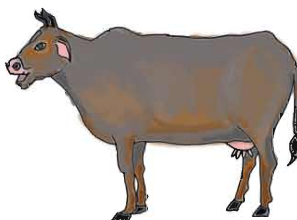
A horse neighs.




A lion roars.



A tiger growls.









A cow moos.



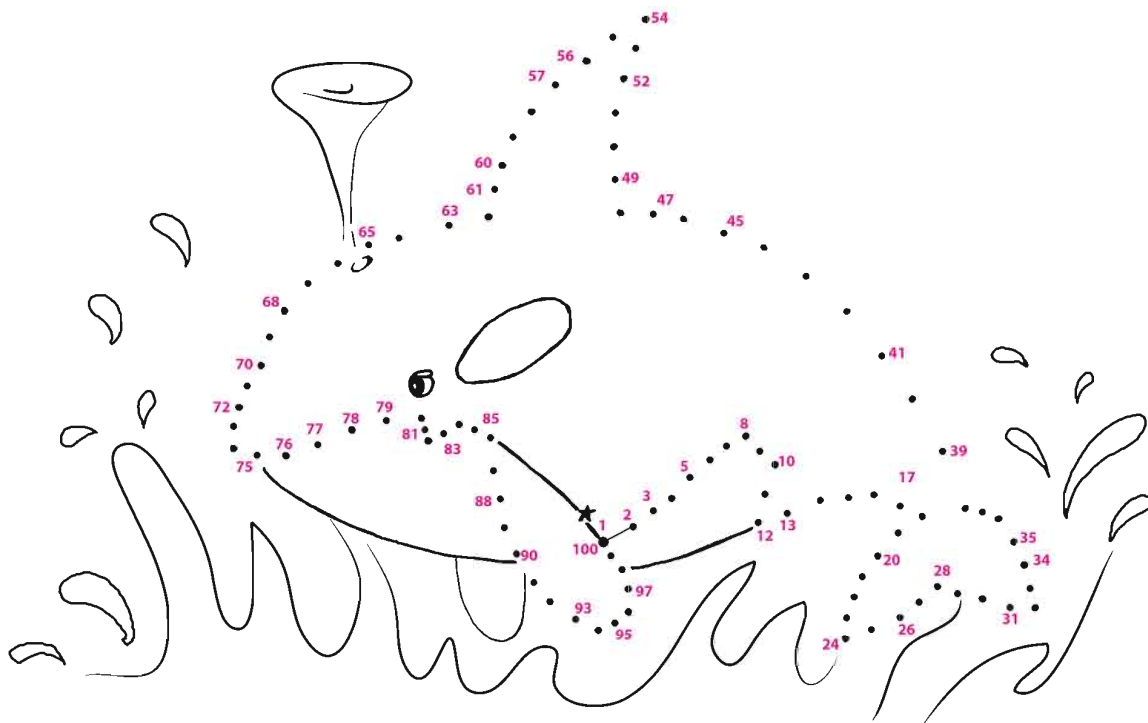
A pigeon coos.

## B. Pairwork. Point and say the animal or the sound.

	moo	
croak		roar
	cluck	
quack		caw



**A.** Join the dots. Say the missing numbers.



**B.** Say the number. Say the number before and after it.

29    33    38    45    47    50    52

64    67    71    78    84    90    99



### A. Listen and say.



### B. Listen and say.



I'm reading.



I'm colouring.



I'm eating.



I'm getting up.



I'm drawing.



I'm writing.

### C. Pairwork. Point and say. Say what the people in Activity B are doing.

She's reading.

He's colouring.

She is → She's

He is → He's



### A. Listen and say.




They're planting seeds. They're watering plants.




They're washing their hands. They're eating oranges.

### B. Look and say. What are they doing?



### C. Groupwork. Act and say.







## A. Listen and say. Read.

11 eleven

16 sixteen

12 twelve

17 seventeen

13 thirteen

18 eighteen

14 fourteen

19 nineteen

15 fifteen

20 twenty

## B. Write the matching number or word.

15 \_\_\_\_\_

12 \_\_\_\_\_

\_\_\_\_\_ nineteen

\_\_\_\_\_ fifteen



11 \_\_\_\_\_

13 \_\_\_\_\_

\_\_\_\_\_ seventeen

\_\_\_\_\_ twenty

## C. Count and write the numbers in words.



There are \_\_\_\_\_ pens and

\_\_\_\_\_ pencils.





A. Listen and read.




The cow is eating grass.  
The frog is sitting on the grass.

The frog looks at the cow and thinks, "The cow is big. I want to be big." So the frog eats some grass.




The frog grows bigger. The cow looks at the frog and thinks, "How strange! The frog is eating grass!"

The frog is happy.  
The frog eats more grass.








The cow thinks, "How strange. The frog is flying away!"

The cow is not eating grass now.



**B.** Read the story again. Answer the questions.

- 1 Which animal is big? Which animal wants to be big?
- 2 Why does the cow say strange?
- 3 Why does the frog grow bigger?
- 4 What does the cow think?
- 5 What happens to the frog at the end of the story?

**C.** What is the best title for this story?

- 1 The happy cow.
- 2 The frog flies away.
- 3 The strange grass.
- 4 The cow and the frog are friends.



### A. Listen and say.



in



under




on



in front of




behind



between

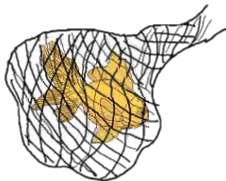
### B. Look and say.



The rat is ... the cats.



The bag is ... the door.



The fish is ... the net.



The girl is ... the tree.



The ant is ... the igloo.



The elephant is ... the quilt.

### C. Write the complete sentences from Activity B in your exercise book.



### A. Listen and say.



above



near



next to



far from

### B. Write the sentences in your exercise book.




The jeep is ... the hut.



The tiger is ... the farm.



The crow is ... my head.



The farmer is ... the tubewell.



**A.** Read and say.



It is Sunday morning. Riya and Mashuk are at school. They are in the school yard with their teachers, Mr. Mahbub and Mrs. Fareha.

**B.** Find the words with capital letters in Activity A. Underline them. What is at the end of each sentence? Circle it.

**C.** Correct the sentences. Then write them in your exercise book.

~~t~~oday is ~~m~~onday.

Today is Monday.

1 my name is ratul

2 my sister's name is smeeta

3 miss salam is our teacher

4 i don't have school tomorrow

5 tomorrow is friday





**A.** Listen and say. Read.

20	twenty	25	twenty-five
21	twenty-one	26	twenty-six
22	twenty-two	27	twenty-seven
23	twenty-three	28	twenty-eight
24	twenty-four	29	twenty-nine
	30		thirty

**B.** Write the number or the word.

20	_____	26	_____
_____	twenty-one	_____	twenty-eight
23	_____	29	_____
_____	twenty-five	_____	thirty

**C.** Count and write the numbers in words.

February						
Sat	Sun	Mon	Tue	Wed	Thu	Fri
			1	2	3	4
5	6	7	8	9	10	11
12	13	14	15	16	17	18
19	20	21	22	23	24	25
26	27	28				

April						
Sat	Sun	Mon	Tue	Wed	Thu	Fri
30						1
2	3	4	5	6	7	8
9	10	11	12	13	14	15
16	17	18	19	20	21	22
23	24	25	26	27	28	29


There are \_\_\_\_\_ days in February.

There are \_\_\_\_\_ days in April.





**A.** Listen and say. Underline the full stops and the capital letters.



**B.** Underline the 2 questions in Activity A. What is at the end of the questions?

**C.** Correct the sentences. Then write them in your exercise book.

~~are you shanta?~~ Are you Shanta?

- 1 how old are you
- 2 is your father's name anik
- 3 my father's name is ahmad
- 4 where are you from
- 5 i'm from sylhet



A. Read and say.



Mrs. Moury is a teacher.  
Komol, Mariam and  
Fahmi are her students.

Komol, can you close  
the window, please?



Yes, Mrs. Moury.



B. What punctuation marks are in the middle of the sentences? Underline them.

C. Correct the sentences. Then write them in your exercise book.

~~w~~e have school on ~~s~~unday, ~~m~~onday, ~~t~~uesday,  
~~w~~ednesday and ~~t~~hursday.

We have school on Sunday, Monday, Tuesday  
Wednesday and Thursday.

- 1 the farmer has a goat an ox and a hen
- 2 can you draw a circle a triangle and a square please
- 3 yes i can
- 4 i have a pen a pencil and a notebook in my bag
- 5 give me a pencil please



**A.** Read and say.



Maliha is Bangladeshi.  
She comes from  
Dhaka. Dhaka is the  
capital of Bangladesh.  
Maliha lives near the  
Buriganga River. The

river is very big. In June, July and August, there is a lot of rain in Bangladesh.

**B.** Find the words with capital letters in Activity A. Underline them.

**C.** Correct the sentences. Then write them in your exercise book.

~~dev~~ lives in ~~r~~angpur.    Dev lives in Rangpur.

- 1 rahin is bangladeshi
- 2 he comes from chittagong
- 3 chittagong is a big city in bangladesh
- 4 it rains a lot in august september and october
- 5 barisal comilla and gazipur are big cities in bangladesh
- 6 the jamuna river is very big





**A.** Write the missing numbers.

5    10    \_\_\_\_    \_\_\_\_    25    \_\_\_\_    35    \_\_\_\_

10    20    \_\_\_\_    40    \_\_\_\_    60    \_\_\_\_    \_\_\_\_

12    24    \_\_\_\_    48    \_\_\_\_    \_\_\_\_    84    \_\_\_\_

22    33    \_\_\_\_    55    \_\_\_\_    \_\_\_\_    88    \_\_\_\_


**B.** Write the word for the numbers.

11 \_\_\_\_\_                      20 \_\_\_\_\_

13 \_\_\_\_\_                      24 \_\_\_\_\_

16 \_\_\_\_\_                      30 \_\_\_\_\_

**C.** Count and write the numbers.



There are \_\_\_\_\_ pens and \_\_\_\_\_ pencils.




A. Listen and read.



Fazle and Saiful are playing near the pond.

Fazle says, "Listen, Saiful. There are frogs here! Let's see them!" Fazle is happy.



"I have an idea," Saiful says. He throws a stone. "Stop!" Fazle says.

The frogs swim away. "Sorry," Saiful says.







**A.** Tick the best answer.

A. What are the boys doing?

- 1 They are throwing stones.
- 2 They are swimming.
- 3 They are playing
- 4 They are waiting.

B. The frogs swim away because ...

- 1 they are sad.
- 2 they like to swim.
- 3 they are afraid.
- 4 they are playing.

C. The moral of this story is

- 1 Don't swim in ponds.
- 2 Don't throw stones at animals.
- 3 Don't play with frogs.
- 4 Don't play near ponds.

**B.** Pairwork. Ask and answer. Write.

How do you feel at the end of the story?

I feel \_\_\_\_\_.



### A. Listen and read.



I'm Tisha. I'm a student.  
I'm in Class 3. There are  
four people in my family.  
My mother is a teacher.  
My father is a banker. My  
brother is two years old.

### B. Pairwork. Ask and answer.

- 1 What is the girl's name? What class is she in?
- 2 How many people are there in her family?
- 3 What does her mother do?
- 4 What does her father do?
- 5 How old is her brother?

### C. Write a paragraph about your family. Use the paragraph in Activity A as a model. First answer the following questions in your exercise book.

- 1 What is your name?
- 2 What class are you in?
- 3 How many people are in your family?
- 4 What does your mother do?
- 5 What does your father do?
- 6 Do you have brothers or sisters?
- 7 How old are your brothers and sisters?



A. Complete the sentences with the correct number.

1 There are \_\_\_\_\_ days in a week.

2 There are \_\_\_\_\_ days in January.

3 There are \_\_\_\_\_ days in November.

4 There are \_\_\_\_\_ weeks in February.

5 There are \_\_\_\_\_ months in a year.

B. Write the number.

eight \_\_\_\_\_

twenty-four \_\_\_\_\_

twelve \_\_\_\_\_

twenty-seven \_\_\_\_\_

fifteen \_\_\_\_\_

twenty-eight \_\_\_\_\_

C. Count and write the numbers.



Sixteen rectangles have \_\_\_\_\_ sides.

Twenty-five triangles have \_\_\_\_\_ sides.



### A. Listen and read.



I'm Radif. I'm eight years old. Anik is my friend. He's eight years old, too. We go to Rajbari Primary School. We are in the same class. Anik sits next to me. In the afternoon, we play football.

### B. Pairwork. Ask and answer.

- 1 How old is Radif?
- 2 What is his friend's name?
- 3 How old is Radif's friend?
- 4 What school do they go to?
- 5 Where does Radif sit in class?
- 6 What do they do in the afternoon?

### C. Write a paragraph about a friend. Use the paragraph in Activity A as a model. First answer the following questions in your exercise book.


- 1 What is your friend's name?
- 2 How old is your friend?
- 3 What school do you go to?
- 4 Where does your friend sit in class?
- 5 What do you do in the afternoon?




A. Listen and say.




ship



sheep



bin



bean



slip



sleep



sew




show

B. Look at the pictures. Say the words that begin with the same sound.


C. Look at the pictures. Say the words that have the same middle sound.




### A. Listen and say.



banana



papaya



carrot




bread



ruti



rice



chicken



milk



juice



honey



lentils



tea

### B. Write the food from Activity A in the correct list.

Food from plants and trees	Food from animals

### C. Pairwork. Name other foods. Are they from plants and trees, or from animals?





**A.** Write the missing numbers.

100    \_\_\_    80    \_\_\_    60    \_\_\_    40    \_\_\_

95    \_\_\_    85    \_\_\_    \_\_\_    70    \_\_\_    60

80    78    \_\_\_    74    \_\_\_    \_\_\_    68    \_\_\_

74    70    \_\_\_    62    \_\_\_    54    \_\_\_    \_\_\_

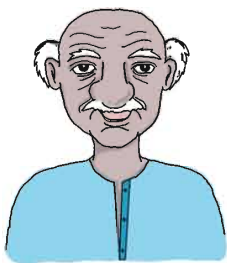
**B.** Write the next word.

six \_\_\_\_\_ twenty-four \_\_\_\_\_

fourteen \_\_\_\_\_ twenty-six \_\_\_\_\_

nineteen \_\_\_\_\_ twenty-nine \_\_\_\_\_

**C.** Read and write the numbers.



Jahangir Alam  
Age: 81



Sufia Begum  
Age: 72

He is \_\_\_\_\_ years old.

She is \_\_\_\_\_ years old.



### A. Listen and say.



tomato



cucumber



lettuce



pineapple



chips



chocolate



ice-cream



burger

### B. Read and say.

We should eat healthy food. Healthy foods are fruits, like pineapples and papayas. Vegetables, like carrots, lettuce and tomatoes are also healthy. We shouldn't eat too much unhealthy food. Unhealthy foods are ice-cream, chocolate, chips and burgers. Burgers are meat, but they aren't very healthy. We shouldn't eat too many of them.


### C. Underline foods in Activity B. Write them in correct lists in your exercise book.

Healthy food	Unhealthy food



**A.** Read and say. Circle the picture for the paragraph.

I like fruit. Bananas and papayas are my favourite fruit. I also like vegetables. Cucumbers are my favourite vegetables. To drink, I like juice.



**B.** Write. Complete the paragraph with your information.

I like fruit. \_\_\_\_\_ and


\_\_\_\_\_ are my favourite fruit.

I also like vegetables. \_\_\_\_\_

are my favourite vegetables. To drink, I like

\_\_\_\_\_.

**C.** Listen and say.




fish



dish



chips



carrots



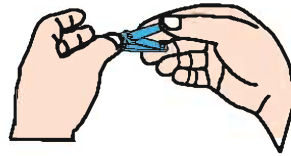
### A. Listen and say.



soap



nails



clip



toilet

### B. Read and say.

## BE HEALTHY

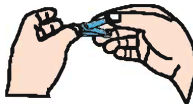
1. You should wash your hands with soap before and after meals.



2. You should brush your teeth every morning and every night.



3. You should clip your nails.



4. You should keep your nails clean.



### C. Look and say.






**A.** Listen and say.



**B.** Pairwork. Act the dialogue from Activity A. Shop for the items below.





**A.** Listen and read.

It is summer. Mother Crow and her young crows are living in a nest. The nest is above a corn field.

Every morning, Mother Crow flies away to get corn. She leaves the young crows.



One morning the farmer comes to check his corn. He does not see the nest. Mother Crow is not in the nest. But the young crows see the farmer. They are afraid.

In the afternoon Mother Crow comes back. The young crows say, "Is it time to leave the nest, Mother?" Mother Crow says, "No. It's not time yet!"





The next morning the young crows see the farmer again. There is another man with him. The man sees the nest.



Mother Crow comes back. The young crows say to their mother, "Is it time to leave now?" Mother Crow says, "No. It's not time yet!"



The next day, the young crows see the farmer and the man again. The man has a stick.



Mother Crow comes back. She sees the farmer and the man with the stick.





The young crows say, "Is it time to leave the nest now, Mother?"



"Yes," Mother Crow says.  
"Now it's time!"

**B.** Read the story again. Ask and answer.

- 1 How many crows live in the nest?
- 2 Where is the nest?
- 3 Why does the Mother Crow leave every morning?
- 4 How many people do the crows see?

**C.** Groupwork. Ask and answer.

- 1 Why do the young crows want to leave the nest?
- 2 Why does the man point to the nest?
- 3 At the end of the story, why does Mother Crow say it is time to leave?
- 4 How many days are there in the story?



# Vocabulary

## A a

above  
active  
afraid  
after  
afternoon  
again  
age  
air  
April  
angry  
animal  
another  
answer  
ant  
anything  
August  
activity  
anthem

## B b

bag  
ball  
banana  
bark  
bean  
bed  
before  
behind  
below

between  
big  
bigger  
bin  
blacksmith  
bleat  
board  
book  
bread  
breakfast  
brother  
brush  
burger  
busy  
back  
but

## C c

calendar  
car  
carrot  
cat  
catch  
caw  
chalk  
change  
check  
chicken  
children

chips  
chocolate  
circle  
class  
clean  
clip  
close  
cloth  
cluck  
cobbler  
colour  
come  
coo  
cook  
corn  
cornfield  
cough  
count  
country  
cover  
cow  
croak  
crow  
cucumber  
cup  
Capital  
city  
command

complete  
correct

## D d

day  
December  
different  
dirty  
dish  
doctor  
dog  
door  
down  
draw  
drink  
drive  
driver  
duck  
duster  
dialogue

## E e

ear  
early  
eat  
egg  
elephant  
end  
everyday  
exercise

each

## F f

family  
far from  
farm  
farmer  
father  
favourite  
February  
feel  
field  
find  
fine  
fish  
flag  
fly  
food  
friend  
frog  
fruit  
false  
from  
front

## G g

get  
get out  
get up



girl  
give  
go  
go ahead  
goat  
go  
go ahead  
goat  
grass  
grow  
growl  
group

## H h

hand  
happen  
happy  
head  
healthy  
hear  
help  
hello  
homework  
hen  
here  
himself  
honey  
home  
horse  
hot  
house  
How are you?

## I i

ice-cream  
idea  
igloo  
in front of  
itself  
introduce  
invite

## J j

jar  
January  
job  
July  
June  
juice  
just

## K k

keep  
kettle  
kitchen  
kite  
know

## L l

lamp  
late  
lazy  
leap year  
leave  
lentils  
lettuce  
line

lion  
listen  
live  
look  
letter  
lot

## M m

machine  
make  
man  
mango  
many  
March  
May  
men  
mend  
metal  
mew  
milk  
Monday  
month  
moo  
moon  
more  
morning  
mother  
mouth  
must  
myself  
middle  
missing

## N n

nail  
name  
national anthem  
near  
need  
neigh  
nest  
net  
new  
next  
next to  
night  
notebook  
November  
now  
number

## O o

October  
of course  
office  
old  
open  
orange  
our  
occupation  
order

## P p

pan  
papaya  
pen  
pencil



people  
picture  
pigeon  
pilot  
pineapple  
plant  
play  
please  
pond  
primary school  
put  
pairwork  
paragraph  
partner  
person  
plane  
pot

### Q q

quack  
quick  
quilt  
question

### R r

rain  
raise  
rat  
read  
rest  
rice  
ripe  
river

roar  
rhyme  
  
S s  
sad  
safe  
same  
Saturday  
school  
see  
seed  
sentence  
September  
sew  
shed  
sheep  
ship  
shoe  
show  
shower  
sing  
sister  
sit  
sky  
sleep  
slip  
slow  
small  
soap  
some  
sometimes  
song  
sorry

square  
stand  
stand up  
stick  
stitch  
stone  
stop  
story  
strange  
stream  
student  
summer  
sun  
Sunday  
sure  
swim  
self  
sound  
speak

### T t

tailor  
take  
talk  
tea  
teacher  
teeth  
tell  
thanks  
that  
these  
thing  
think  
throw

Thursday  
tiger  
time  
today  
toilet  
tomato  
tomorrow  
touch  
trace  
tree  
triangle  
tubewell  
Tuesday  
true

### U u

umbrella  
under  
unhealthy  
uniform  
use

### V v

vase  
vegetables  
very

### W w

wait  
want  
wash  
watch  
water  
Wednesday  
what



who  
window  
word  
work place  
write  
where  
which  
work

X x

x-ray

Y y

yard  
year  
yesterday  
young  
yo-yo

Z z

zebra

The End



## Academic year 2022, English - 3



Health is wealth



**National Curriculum and Textbook Board, Bangladesh**

For free distribution by the Government of the People's Republic of Bangladesh