

Christian Religion Studies

Class Six



NATIONAL CURRICULUM AND TEXTBOOK BOARD, BANGLADESH

হাত ধোয়ার সঠিক নিয়ম

১



পানি ব্যবহার করে
সাবান দিয়ে ফেনা
তৈরি করতে হবে

২



দুই হাতের পেছন
থেকে আঙুলের ফাঁক
পরিস্কার করতে হবে

৩



দুই হাতের তালু এবং
আঙুলের ফাঁক পরিস্কার
করতে হবে

৪



দুই হাতের আঙুল
আলতোভাবে মুঠো করে
ভালোভাবে ঘষতে হবে

৫



দুই হাতের বুড়ো আঙুল
হাতের তালু দিয়ে ঘুরিয়ে
পরিস্কার করতে হবে

৬



এক হাতের পাঁচ আঙুলের
নখ দিয়ে অন্য হাতের তালু
ভালোভাবে ঘষতে হবে

৭



দুই হাতের কজি পর্যন্ত
ভালোভাবে পরিস্কার
করতে হবে

৮



হাত ভালোভাবে ধুয়ে
শুকনো পরিস্কার কাপড় বা
টিস্যু দিয়ে মুছে নিতে হবে

Developed by the National Curriculum and Textbook Board as a textbook according to
the National Curriculum 2022 for Class Six from the academic year 2023

Christian Religion Studies

Class Six (Experimental Version)

Writers and Editors

Reverend John S. Karmakar
Reverend Martin Adhikary
Md. Mahmud Hussain
Sheuly Clara Rozario
Sweety Brijet Gomes, CSC
Md Mosle Uddin Sarkar (Co-ordinator)

Translated by

Reverend Robert Sarker
Mohammad Abdullah Al Mamun



National Curriculum and Textbook Board, Bangladesh

Published by
National Curriculum and Textbook Board
69-70 Motijheel commercial Area, Dhaka-1000

[All rights reserved by National Curriculum and Textbook Board, Bangladesh]

1st Published : December, 2022
Reprint : ,2023

Cover and Illustration

Carolyn Cox
Artist of Child friendly Bible,
Published by Bangladesh Bible Society
© Bangladesh Bible Society

Back Cover Design

Leonardo da Vinci
Based on Adoration of the Magi (1481)

Graphic Design

Abaabil Zul Jalal
Md Mahmud Hussain

Art Direction

Monjur Ahmed
Md Mahmud Hussain

For free distribution by the Government of the People's Republic of Bangladesh

Printed by:

Preface

In this ever-changing world, the concept of livelihood is altering every moment. The advancement of technology, in accordance with knowledge and skill, has accelerated the pace of change. There is no alternative to adapting to this fast changing world. The reason is, the development of technology is at its zenith compared to any time in the human history. In the fourth industrial revolution era, the advancement of artificial intelligence has brought a drastic change in our employment and lifestyles and this will make the relationship among people more and more intimate. Varied employment opportunities will be created in near future which we cannot even predict at this moment. We need to take preparation right now so that we can adapt ourselves to that upcoming future.

Although a huge economic development has taken place throughout the world, the problems of climate change, air pollution, migrations and ethnic violence have become much more intense than before. The epidemics like COVID 19 has appeared and obstructed the normal lifestyle and economic growth of the world. Different challenges and opportunities have been added to our daily life.

Standing on the verge of these challenges and possibilities, implementation of sustainable and effective solutions is required for the transformation of our large population into a resource. It entails global citizens with knowledge, skill, values, vision, positive attitude, sensitivity, capability to adapt, humanity and patriotism. Amidst all these, Bangladesh has graduated into a developing nation from the underdeveloped periphery and is continuously trying to achieve the desired goals in order to become a developed country by 2041. Education is one of the pivotal instruments to attain the goals and there is no alternative to the modernization of our education system. Developing an effective and updated curriculum has become crucial for this modernization.

Developing and revising the curriculum is a regular and vital activity of National Curriculum and Textbook Board. The last revision of the curriculum was done in 2012. Since then, a lot of time has passed. The necessity of curriculum revision and development has emerged. For this purpose, various research and technical exercises were conducted under the supervision of NCTB during the year 2017 to 2019 to analyze the prevalent situation of education and assess the learning needs. Based on the researches and technical exercises, a competency-based incessant curriculum from K-12 has been developed to create a competent generation to survive in the new world situation.

In the light of the competency based curriculum, the textbooks have been prepared for all streams (General and Vocational) of learners for grade VI. The authentic experience driven contents of this textbook were developed in such a way that teaching learning becomes comprehensible and full of merriment. This will connect textbooks with various life related phenomenon and events that are constantly taking place around us. We hope that learning will be profound and life-long now.

Issues like gender, ethnicity, religion, caste, the disadvantaged and students with special needs have been taken into special consideration while developing the textbook. Please note that we have already revised the textbook based on an interim trial, which involved a logical evaluation by subject experts and the collection and coordination of feedback from teachers and students. We hope that the learning in the revised textbooks will be deeper and more enduring. For spelling, we have followed the Bangla Academy's spelling rules. I would like to thank all who have put their best efforts in writing, editing, illustrating and publishing the textbook.

If any one finds any errors or inconsistencies in this experimental version and has any suggestions for improving its quality, we kindly ask them to let us know.

Professor Md. Farhadul Islam
Chairman
National Curriculum and Textbook Board, Bangladesh



A few words for you

Dear Learner,


Welcome to this new book for learning Christianity.

Do you know how much Jesus loved children? Let me tell you a story. Once a few mothers along with their children were going to meet Jesus. After waiting for some time when they came near Jesus, his disciples who were surrounding him said, “Why are you taking these children to Jesus? They will not understand anything he says. This is not a place for children. Don’t annoy us.” Jesus realised what was going on and he chastised his disciples saying, “Let the children come to me. Do not hinder them.” The children went to Jesus without fear. Jesus embraced them and chatted a lot with them. In Luke 18:16 and 17 of the Holy Bible Jesus says, “The kingdom of God belongs to such as these children. Truly, I say to you, whoever does not receive the kingdom of God like a child shall not enter it”.

Jesus considers you as most important in this world. He loves you and says that he himself is greeted if you are greeted. Can anything be as wonderful as this?

Let me inform you that this is a new book. This book and the way your teacher teaches or will teach you is a new method. You will be taught Christianity by this method. It has a wonderful name, ‘Experiential learning’. But the truth is that this new way of learning wants you to experience and enjoy things. Because, this new method of learning believes that ‘true learning’ happens when we enjoy it. ‘True learning’ makes us generous, teaches us to love, and informs us that it is the responsibility of the children to take care of the children’s world referred by Jesus.

Lots of love for you.



Draw a picture of you or your favourite person/persons (e.g. friends, relatives, father-mother/guardian, brother-sister, others) in this empty space. Let this book begin with the enlightened experience of sitting before Jesus under a tree in a serene atmosphere!



How to read this book

This book is a very easy to read. You can open and read the book at any time. (It has so many beautiful images!). One thing I tell you, this book is completely new. This book will tell you stories of Jesus' life; it will also tell you to perform interesting tasks (some may be less interesting); it will tell you what to do while your teacher takes you and your classmates on an outing; sometimes it will tell you to consult your father-mother/guardians, relatives or neighbours. Overall, there is no lesson 1 or lesson 2, exercise, multiple choice or narrative questions in this book. I told you this book is very easy to read!

Your teacher also has a book like you have. The name of that book is 'Teacher's Guide'. The book contains in detail how your teacher will provide you this new kind of teaching. I am telling you this because your teacher does not have the book that you have.

This means that your book is extraordinary! **In the meantime, you have already learned that the term** 'chapter' or 'lesson' have not been used in this book. The book wants to pave your way for acquiring three skills in class six. These three skills are expressed by three 'anjalees': from 'anjalee 1' to 'anjalee 3'. Let me tell you the meaning of the term 'anjalee'; it means to keep two palms of your hand together, side by side (look, an image is given), as we do at the time of taking or giving anything. 'Anjalee' means giving, submitting or sacrificing gift, offering, or donation. We submit our offerings to God by raising our 'anjalee' or two hands together. Our learning should be offered to proclaim the greatness of God and for the sake of others.

Sections included in each anjalee are named 'gift' (upohar) which will be of use in every session. Sometimes your teacher will tell you to perform tasks from this book. When he or she tells you the page number or anjalee, you should find it out. Inform your father-mother/guardian or teacher if you are in problem while using this book. Surely they will come to your assistance.

You might find, in other books or elsewhere, some other variants of spelling of Christian terms used in this book. An index of such different spellings is attached at the end of this book so that you may easily understand those variants.

Wish you the best.

Index

Anjali 1


Upohar 1	: Outing	02
Upohar 2	: My Identity or Introduction	03
Upohar 3	: Presentation	05
Upohar 4	: Games and Posters	06
Upohar 5-8	: Basics of Christianity	08
Upohar 9-10	: Question-Answer and Open Discussion	15
Upohar 11-12	: We Will Stage a Short Drama	16
Upohar 13	: Rehearsal!	20
Upohar 14	: Desired Day	21
Upohar 15	: Creating Questions	22
Upohar 16	: Discuss the questions	24
Upohar 17	: The Whit Sunday	25

Anjali 2

Upohar 18-19	: Let's Go out on a Field Trip	28
Upohar 20	: Postbox	31
Upohar 21	: Benevolence	32
Upohar 22-23	: Fasting	36
Upohar 24	: Prayer	39
Upohar 25	: Going to Church	42
Upohar 26	: Game of Notes	43
Upohar 27	: Presentation	45
Upohar 28	: Singing and Watching Video	46
Upohar 29	: Game of Cards and Preparing Posters	49
Upohar 30	: Listening to Stories	50
Upohar 31	: Real Love	52
Upohar 32	: Who is Neighbour	56
Upohar 33	: Let's Act	58
Upohar 34	: Choosing Your Activity	60
Upohar 35-36	: Good Deed	61

Anjali 3

Upohar 37	: Let's Know Jesus More	64
Upohar 38	: Let's Think about Jesus	66
Upohar 38	: Group Discussion	67
Upohar 40	: Jesus' Attributes	68
Upohar 41	: Jesus	69
Upohar 42-43	: Values	72
Upohar 44	: Doing Something out of Values	75
Upohar 45	: Drawing for Fun	76
Upohar 46	: Wonderful Seeds!	78
Upohar 47	: Kind and Responsible Behaviour	79
Upohar 48	: Taking Care of Pets	83
Upohar 49-50	: All Get Services	85
Upohar 51	: We All	86
Upohar 52	: My Poster	89
Upohar 53-54	: Coexistence in Christianity	90
Upohar 55-56	: Living Together	93
A List of words specific to Christianity		94



Anjali 1

Dear student

The teacher will take you through some interesting events and activities. Probably, you will visit somewhere, do some fun activities, and stage a wonderful short drama with your classmates. And you will learn about the basic facts of Christianity in this Anjali.

Let me whisper to you that you may get a chance to act in the role of the Angel Gabriel or Mother Mary!



Upohar 1 Outing

The teacher may take you with your classmates on an outing as a part of this Anjoli. You will walk around and see everything with them there. When your teacher gives you any instruction, listen to them carefully. If they ask you any questions, you may answer if you know it. And if any question comes to your mind, you may ask it to the teacher. Let me tell you one thing: there is no shame in asking questions. So, if a question comes to your mind, you can ask the teacher without hesitation.

If the teacher takes you outside the classroom, try to ensure the safety of you and the friend next to you. Remember, you can do some work by yourself. Surely, you do or have done some work at home and outside. That is why, your teacher, your parents/guardians and all your dear people have full confidence in you. Do not do anything if you know that it is wrong. Take care of yourself and the friend beside you.

When you are walking around, your main task is to try to see everything around you attentively and realise the beauty of it. Even if we live in a beautiful place, we fail to realise its beauty because of our business. We have to attentively look for and see the beauty of anything. So, when the teacher shows you everything beautiful all around you, see it attentively. Take a deep breath. Everything around you is the creation of the Creator. You too.

My identity or Introduction

The flowchart starts with a blue box labeled "You" and a blue cross icon with the text "Start from here". From "You", three arrows lead to relationship boxes: "Your cousin", "Your siblings", and "Your nephew/niece".

- From "Your cousin", a "YES" arrow leads to a box "How do they call you?", followed by a dotted line and an arrow to "It is one of your identities", which then loops back to "You". A "NO" arrow from "Your cousin" leads to the "Your siblings" box.
- From "Your siblings", a "YES" arrow leads to a box "How do they call you?", followed by a dotted line and an arrow to "It is one of your identities", which then loops back to "You". A "NO" arrow from "Your siblings" leads to the "Your nephew/niece" box.
- From "Your nephew/niece", a "YES" arrow leads to a box "How do they call you?", followed by a dotted line and an arrow to "It is one of your identities", which then loops back to "You". A "NO" arrow from "Your nephew/niece" leads to another "Your nephew/niece" box.

This second "Your nephew/niece" box has a "YES" arrow leading to a box "How do they call you?", followed by a dotted line and an arrow to "It is one of your identities", which then loops back to "You". A "NO" arrow from this box leads to another "Your nephew/niece" box, which then leads to a box "How do they call you?", followed by a dotted line and an arrow to "It is one of your identities", which then loops back to "You".

If all of your answers are “No” at the end of the game, do not be upset. Had Lord Jesus played this game, all his answers would have been “No” too.

Now you may ask your parents/guardians what identities you have (one of your identities is that you are their child or adopted child). If your parents or guardians do not understand your question, show them the text in the box below:



Dear Parents/Guardian,

Your child or adopted child is your son/daughter - this is his/her identity. S/he may have other identities such as s/he is someone’s cousin or something else. Please tell your child or adopted child about identities like this.

One more thing, think if you have any other indirect identities besides these. Let me tell you. If you are kind to all, take care of them, do not hurt anybody, you may have another indirect identity. You are kind. Everybody will remember you as a kind human being.



Upohar 3 Presentation

The teacher may ask you in the classroom to present different identities you have found. You will have to take care of some things properly during the presentation. For example, your dress should be neat and clean (if you wash your dress yourself, wash it properly so that there is no dirt in it. If someone else washes your dress, thank them for washing your clothes properly). **Make your presentation according to the teacher's instructions; s/he will ask you to present it with all the necessary information and in a proper manner.** You will have to present all in a clear voice. Notice that all, who are listening to you, should clearly understand what you are saying.

If it is a solo presentation, which means you will make the presentation alone, wait until your turn or roll number comes. In case of a group presentation, do it along with your classmates.

Learn different identities of your classmates from their presentation and write those below.





Upohar 4

Games and Posters

The teacher may ask you to play a fun game. Maybe it is a game of cards. Listen attentively to the instructions of your teacher. Then play the game with your classmates with joy.

After the game, the teacher may show you a poster. Observe the poster carefully. The title of the poster is “The Holy Trinity”. The word trinity may sound new to you. It might be difficult to understand the meaning of trinity in words. So if any question comes to your mind after seeing the poster, please ask the teacher. This Holy Trinity is a basic teaching of Christianity.

You can draw the poster the teacher showed in the box below.



The Earth





Upohar 5-8

Basics of Christianity

Dear student, let us now learn some basics of Christianity. Your teacher will inform you about these too and show you some interesting animations. You may read those points here as well if you want. Whenever you find something difficult to understand, ask your parents, guardian, siblings or the teacher about it. If any question comes to your mind seeing any picture, do not hesitate to ask questions.

If you want, you can see the videos shown by the teacher from the links below in computer, if you have one at home, or in your parents’/guardian’s smartphone.

The Beginner’s Bible: www.youtube.com/c/TheBeginnersBible/

Saddleback Kids: www.youtube.com/c/saddlebackKids/videos

BibleProject: bibleproject.com/explore/

According to Christian belief, there is only one God. But He exists in the form of three persons. They are: God the Father, God the Son (Jesus Christ) and God the Holy Spirit.

God the Father – the Creator

Have you ever thought about who created this beautiful Earth you are living on? How He created this magnificent Earth in six days: On the first day, there was Light and darkness. On the Second day, the sky, rivers and seas were formed. On the third day, the plain land and trees emerged. On the fourth day, the sun, moon, and stars were created. On the fifth day, aquatic animals and birds came into existence. And on the Sixth day, animals and Human beings were brought forth.



The creator of everything is God, the Father.
In the beginning, God created the heavens and the earth.

Genesis 1:1

God said, “Let there be Light.” And there was light. He found it excellent. He separated light from darkness and named light as Day and darkness as Night. Thus, the evening and the morning passed by, and it was the first day.

Genesis 1:3-5

We will create human in our likeness and our characteristics. Let them rule over the fish in the sea, birds in the sky, animals, reptiles and the whole earth. Then God created human in His likeness. Yes, He created humankind in His likeness, created them as man and woman.

Genesis 1:26-27

Thus, creation of the heavens, the earth and everything among those was over. God completed all His creation within six days, and on the seventh day, He did not do anything for creation. He separated this seventh day by blessing it for Himself, as He did not do any Creation that day.

Genesis 2:1-3

Let me tell you clearly

Humankind has always been amazed and wondered by the beauty, vastness, variety and mystery of the creation for ages. It is our biggest and holy duty to take care of and honour all of God's creation including human beings. We should not ever destroy, waste or misuse any of the creation. It is written in the Holy Bible that after completing creation every day, God the Father uttered, "Excellent." He created human and said, "Excellent" (Genesis 1:25, 31, etc.). God the Father has given the responsibility to humankind to take care of His creation. Destroying the creation means inviting danger to ourselves. God the Father has created everything needed for our living.

One of the most wonderful creation of the Creator is "wind" without which we cannot live for a moment. To continue the process of creation, God the Father has created all living beings with the ability to reproduce. Christianity teaches us that God the Father as the Creator created everything out of nothing and He did it just by words from His mouth.

God the Son – Saviour of the Sinners

Let me tell you an interesting story. A miraculous event happened in the small village of Nazareth. Angel Gabriel appeared before a very beautiful virgin called Mariam (Maria) of that village and told her that she would give birth to a Son. Do you know what name was given to Him? His name is Jesus. He is the Saviour of the sinners. Let's learn what is written in the Holy Bible about this:



In the sixth month of Elizabeth's pregnancy, God sent Gabriel to a virgin named Maria of Nazareth, a town in Galilee. She was engaged to be married to a man called Joseph of the House of the King David. The angel came to Maria, greeted her and said, "The Lord is with you and has blessed you a lot."



Jesus forgives a girl's sins and
heals physically

After hearing these words, Maria became upset. She was wondering what was the meaning of such a greeting. The angel told her, “Don’t worry at all Maria, as God has blessed you much. Listen, you will conceive and shall give birth to a Child. You will call Him Jesus. He will be great. He will be called the Son of Great God. The Lord God will give Him the throne of His forefather King David.”

Luke 1:26-32

Jesus told Thomas, “I am the Way, the Truth and the Life. No one can go to the Father God without going through Me. If you had known Me, then you would have known my Father too. Now you have known Him and have seen Him as well.”

Philip told Jesus, “Lord, please show us God the Father. We will be very much satisfied with that.”

Jesus told him, “Philip, I have been with you for such a long time. Still you have not known me? The one who has seen Me, has also seen God the Father. How could you say, ‘Show us God the Father?’”

John 14:6-9

According to the Sacred Text, Jesus Christ is that Stone whom the masons, that’s you, rejected. And that became the most wanted piece of Stone. No one else can give redemption from sins, as there is no other person in the whole world, by whose name we can be saved from our sins.

Acts of the Disciples: 4:11-12


Let me tell you clearly

It is in the Holy Bible that humankind has sinned by disobeying God’s command. As a result, they have gone away from God the Father. When we disobey our parents, they become very sad. Just like that, God the Father also becomes sad for our disobedience. God hates sins. But He is also Forgiving and Merciful. He does not want humankind to go to Hell. He has sent His Son to this world as a human being to save all humankind from sins.

About the birth of God the Son Jesus, the angel from Heaven met Joseph and told him, “You will name Him Jesus (Saviour), because He will save His people from sins.” God the Son accepted death for the salvation of the sinners. He was resurrected from His grave on the third day of His death. He is the Conqueror of Death.

God the Holy Spirit – Spiritually Reformer

Surely you have heard the story of Jesus. I want to tell you another story now. You cannot but be surprised after hearing this story. Jesus went up to Heaven. But he left saying that He would not leave His dear disciples alone. God the Holy Spirit would be sent to



them soon. In the Holy Bible, it is beautifully written how God the Holy Spirit came to His disciples. Let's read that story.



As soon as Jesus came out of water after receiving Baptism, the Heavens were opened before Him. He saw God the Holy Spirit coming upon Him like a dove. Then it was heard from Heaven, "He is my dear Son with Whom I am well pleased."

Matthew 3:6-17

After some days, the Disciples gathered in a place on the day of Whit Sunday. Suddenly, a big sound like heavy wind was heard from the sky. The room they were in was filled with it. The Disciples saw something like flames of fire spread and sat on each of them. Then they all were filled up with God the Holy Spirit. They began to speak in different languages as the Holy Spirit had given them the power to speak.



At that time, Jewish devotees of God from different countries of the world came to Jerusalem and were living there. They heard that sound and many of them gathered there. They heard the Disciples speaking in their respective languages and were puzzled. They were amazed and said,

“Aren’t all these people who are speaking from Galilee? If that is so, how then, are we all hearing our mother tongues in their mouths?”

Acts of the Disciples: 2:1-8

Jesus said, “The Helper whom I shall send to you from my Father, will witness about Me to you after His arrival. He is the Spirit of Truth who will come from God the Father. And you will witness about me as well because you have been with Me from the beginning.”

John 15:26-27

Let me tell you clearly

In the Old Testament of the Holy Bible, the word “Ruach” was used in the Hebrew language to express the meaning of the Holy Spirit. And in the New Testament, “Pneuma” is used in the Greek language to mean the Holy Spirit. Both “Ruach” and “Pneuma” mean air. Without air we cannot live physically. Similarly, according to the teachings of Christianity, we cannot live a spiritual or ideal life without the Holy Spirit. The God the Holy Spirit is the Third personality

of the Holy Trinity. God the Holy Spirit helps us believe, accept and carry the salvation activities of God the Son Jesus Christ. He renews our lives. He gives us strength to leave the path of sin and walk according to the way of God the Father. To live a life in accordance to Jesus Christ, God the Holy Spirit gives us encouragement, energy, willingness and, above all, wisdom. In the Holy Bible, different symbols have been used to mean the Holy Spirit such as Dove, Oil, Fire, Air, Water, Rain, Dew, etc.

The Holy Spirit protects us from impurity. As water and rain give life, just like that, the touch of Holy Spirit gives us new sensitivity and cleanliness. We can have a new and holy approach towards life and the world. Only by the strength of the Holy Spirit, a Christian can do beautiful work for human beings. And this expresses the glory of God the Father.

We must remember that the Holy Spirit was with God the Father at the beginning of Creation. God the Father is God the Holy Spirit Himself. In the Old Testament we see that all the prophets of God worked by the power of the Holy Spirit. God the Son Jesus was born in the womb of Virgin Maria by the influence of the Holy Spirit. Jesus Christ did all His deeds by the power of the Holy Spirit. Even the Disciples of Jesus Christ preached His Gospels by the power of the Holy Spirit. When Jesus Christ was baptised, the Holy Spirit came upon Him from Heaven.

According to the Holy Bible, the Holy Spirit gives us seven gifts and nine fruits. The gifts are: Wisdom, Intelligence, Conscience, Mental Strength, Knowledge, Devotion for Religion and Fear of God. The fruits are: Love, Joy, Peace, Forbearance, Kindness, Goodness, Faithfulness, Humility and Self-Control (Galatians 5:22). But Saint Jerome has mentioned three other fruits of the Spirit: Courteousness, Control and Holiness. The gifts and the fruits of the Holy Spirit are very important in our life to build our character.



Upohar 9-10

Question-Answer and Open Discussion

The teacher may arrange an open discussion for you. During this discussion, the teacher may ask you any question about or give you an insight into what you have learned about the Holy Trinity. Take part in this discussion freely. Do not hesitate to use your concept as per the teacher's instruction if you are asked to make an analysis.

I am telling you this because if you have some unclear concept, it will be revealed through your free behaviour and open discussion. The teacher may arrange a debate as part of this activity. During that debate some ideas of you may come up which are not correct. When the teacher and other students identify a mistake, make sure to understand why your idea is incorrect. If the same thing happens to your classmates, make them understand with love and respect.

As the activity goes on, write down on your notebook one or more questions whose answers are not clear to you yet. It's not like you have to write down such questions. But this session is suitable to learn about the basics of Christianity.



Upohar 11-12

We Will Stage a Short Drama

The teacher will tell you many things about a short drama. **Accept these words with great joy.** The teacher will show you the script of this short drama which you can find at the end of this chapter. Notice that many words or rules of this script may be difficult for you to understand. The teacher will make you understand the script. If you still have any questions, ask the teacher.



Mariam/Maria



The teacher will distribute the work among you next. The work assigned to you is like following your religion. So, do it with your best efforts. If any of your classmates asks for help, help them as much as possible.

The teacher may give you a role to play in the drama as part of the work distribution. Don't be upset if you don't get a role. Surely, you will be able to significantly contribute to another part of this drama. Just try to understand that it is not at all possible to stage the drama without all of your collective efforts. In all the short dramas you have seen or will see, some visible and some background actors are always involved.

If you get a talking role to play, memorise the dialogues of the character. Here, you must be aware that the dialogues of you and your coactors together make up the complete drama. So practise with your coactors together during rehearsal, not alone.

If you get a silent role, get the idea of your position, gestures and movement on the stage from your teacher. You may have to wear special or paper-made dress for the drama. If you feel uncomfortable, inform your teacher about it.

You may get the responsibility to prepare different acting materials like making and decorating the stage, making trees and furniture with paper or cardboard, preparing the wings of Angel Gabriel, etc.

You may get a role to take part in a song in the drama. It will be wonderful if you have heard the song before! The teacher may show you a video of the song. Or the teacher may sing that song to you. Practise the song well for the drama during rehearsal. It may be that you have to sing in a chorus. Then practise the song with your coactors together.

Script

Prologue (introductory section of a drama)

A few children will be standing on the stage as trees, sun, birds, animals and objects that can be easily made. Dressed in an angel costume, someone will stand in the middle and say:

Background Voice: There lived a kind, young lady in the village of Nazareth.

Her name was Mariam (Maria). This pious lady was to be married to Joseph after a few days.

Scene I

Mariam (Maria) is walking politely.

Background Voice: This is that lady Mariam (Maria). God the Father has kept such a wonderful gift for her today!

Scene II

Mariam (Maria) is praying on her knees inside a room. Her eyes are closed, but face is shining. Suddenly, Angel Gabriel appeared in the scene. Mariam (Maria) will be startled and start talking. Some students may stand as furniture, window and trees outside the window. Everyone acting like these in the first scene will take part in this scene too.

Mariam (Maria): Oh! I don't understand what's happening! Who are you, sir?

Gabriel: Don't be afraid, Dear Mariam (Maria). I am Gabriel. God has sent me to give you a message.

Mariam (Maria): A message from God Himself? For me?

Gabriel: Yes, Mariam (Maria). God has chosen you and soon you will give birth to a son, who will be the Son of God.

Mariam (Maria) is stunned.

Mariam (Maria): How can I give birth to a son? I am still virgin.

Gabriel: Don't worry, Dear Mariam (Maria). This is the wish of God. The Holy Spirit of God will come down on you and the child to be born will be the Son of God. Please call Him Jesus.

Mariam (Maria): Will speak politely.

Mariam (Maria): If this is the wish of God, then be it. I worship Him.

At this stage, all the students will come forward and sing in chorus. Those who are posing as trees or furniture will also come forward and sing with others. The song may be “Listen, listen, listen, listen all the tired, tormented souls of the world,” whose lyrics is given below:




Listen, listen, listen,
Listen all the tired, tormented souls of the world
The Doors of Heaven are open for your freedom.”
Listen to the distant joyful noise in the house of the Shepherd,
The Signs of Sin are erased today
The darkness disappeared (3 times).


All the sins piled up for ages in the name of religion,
By the powerful fire of Love and Truth,
Are burned down today (2 times).

Among all human beings, all races,
All the clashes and differences,
Are gone away in the nest of Equality, Friendship and Love.

Christo Sangeet: 320; Geetaboli: 607; Dharmogeet: 72

You can listen to this song from here
(www.youtube.com/watch?v=NLf-aWYwCvg) or
from the QR code  beside:



 **Do you know? This is QR code, by which you can easily read or see different types of information in internet. Show this QR code to your parents/guardian. They can read this QR code using their smartphone.**



Upohar 13

Rehearsal!

Take part in the rehearsal thinking the drama will really be staged. But don't be upset if you make any mistake while performing your responsibility during the final staging or rehearsal. To err is an important step towards learning. We can learn how to solve mistakes from our mistakes. Your teacher will take necessary steps to solve the mistakes you will make during rehearsal.

You have to be careful about solving a few mistakes. They are: you should try to memorise the dialogues so that you don't forget any during performance. **After all, the drama will be successful due to your best efforts. And let me tell you one thing, those who give their best will surely shine in life.**

Listen to the comments of the teacher attentively after the rehearsal is over. Do accordingly if you have to make any correction in your part or add something new. **Practice the play with other classmates before the actual performance.**

The teacher may invite your parents/guardian and your siblings to see the drama. Take the invitation card from the teacher home carefully and give it to your parents/guardian and siblings.



Upohar 14 Desired Day

First know that you have taken enough preparation for this drama. So, there is nothing to be afraid of. Arrive at the venue in time before the show. Most importantly, stage the drama together with your classmates with joy.

Let me tell you one thing. You might be a little nervous seeing many viewers. Even your feet may tremble. It is very normal. Brave act will be overcoming this fear and doing your part properly. Just remember that after a few times of having trembling feet, you will fear no more. Again, you may be shy of speaking in front of people. This is also not abnormal. Actually, your classmates also feel the same. Be brave, stand by your classmates and tell them that shyness is nothing at all. Tell them that by overcoming shyness, it is possible to take part in different fun activities.



Upohar 15 Creating Questions

The teacher may show you some books regarding Christianity. Just think a little what books like these you have seen at home. A book is a wonderful object. There are stories, knowledge, feelings and many beautiful things inside any. But I am not talking about that. I am talking about the physical beauty of a book. A book has a beautiful cover, which has different motifs. And in course of time, a book can be a part of the family materially.

Such a book that becomes a family member is the Holy Bible. It might be so that the Bible at your home was used by your grandparents. If you look into the Holy Bible at your home attentively, different thoughts may occupy you. Just imagine, when your grandfather and grandmother read this Bible, many things came to their minds and many things were happening around them. Let me remind you of an important matter: can you say why this Holy Bible was so favourite to your dear ones? One of the reasons could be that they got direction in troubles, light in darkness from this Bible. Perhaps the deep messages of this Holy Bible gave them enough strength to face their problems of life. I am telling you these because these words might work for you as well. When you see the books shown by your teacher, keep these thoughts in your mind.

The teacher may give you a fun activity, in which you have to prepare a question for him/her. In order to do so, you may work this way: at first, think if any question came to your mind all this time of which you have not got any answer yet. If you have any such questions, write it down immediately. You will have to do an important task. That is to find out whether it is a good question or anybody else knows the answer. If they do, how much they know the answer. You may consult your parents/guardian, classmates, friends or relatives. After consulting them, if the question seems good enough, you can decide to ask it to the teacher.

If any such question doesn't come to your mind, can you tell me who could be your first friend? You must be thinking of the Holy Bible. Read the verses mentioned in "Upohar 6-12" of the Bible. Any questions may come your mind when you read these verses. Make sure, if it is a good question after discussing with your family members.

If no questions come to your mind after reading the verses, you can do another thing. You can ask your parents/guardian, siblings, neighbours or relatives if they have any question about the basics of Christianity, of which they don't have an answer yet. Now

if you get more than one questions to ask, consider which one you will ask the teacher.

Write down the selected question clearly on your notebook or below.





Upohar 16

Discuss the questions

Submit the question with discipline if the teacher asks for it in the classroom. The teacher may arrange a discussion on the questions. S/he will answer all the questions. When the teacher gives answers to the questions submitted by your classmates, listen attentively. At the same time, wait eagerly for the answer to your question.

You will have to properly understand the answer to your question given by the teacher. If necessary, you can ask the teacher more questions. If the teacher asks you any question, reply it attentively.

If you like any questions asked by your classmates, you can write it down below. Add your teacher's answers too.





Upohar 17 The Whit Sunday

Your teacher told you in a previous session that s/he would take you to the prayer on the occasion of the Whit Sunday. This prayer might take place in a church close to the school. Return the permission letter that the teacher gave you with signature of your guardian to him/her.

You know that the Christians celebrate the Pentecost after the Ascend to Heaven. Before His ascend to Heaven, Jesus promised His disciples that he would send a helper for them. The Holy Spirit came down on the disciples after Jesus' ascend to Heaven. The strength and inspiration of the Holy Spirit made them brave to preach the Gospels of Jesus. Directed and strengthened by the Holy Spirit, the first disciples of Jesus conveyed good news to the world. The first Christians in Jerusalem were increased by the strength of the Holy Spirit. When you pray, Jesus sends the Holy Spirit and strengthen your mind by divine inspiration. You all have achieved the Holy Spirit during the ritual bath. Many of you have received Confirmation placed the Holy Spirit in your hearts through this Confirmation. Now you have been enlightened by the light of the Holy Spirit to be the worthy children of Christianity.

The descend of the Holy Spirit upon the first disciples was a miraculous event. You will learn about it more from the reading of the Holy Bible and advice of the priest at church.



Today you will remember the following instructions (the teacher will also inform you about these):

- ✓ You will enter the church quietly and with devotion.
- ✓ Take part in every section of prayer properly.
- ✓ Listen attentively to the recitation of the Bible and advice of the priest.
- ✓ After the prayer, get out of the church with discipline.
- ✓ If your parents/guardian come to take you, go home with them.

Take part in the prayer attentively. Inform the teacher beforehand if you want to recite from the Bible. Songs about the Holy Spirit are sung on this day. A song like that is –



O Lord! Welcome to the garden of my heart
I will please you and present you my heart.

Just as no living being can live without air, I cannot live without you
As the wind makes you happy, so make me happy,

Ever in my sweet heart, I will call you with all my heart.
O merciful Lord, come to the garden at this time,

Bloom various flowers in my heart.
I want faith, devotion, purity, love, joy, forbearance,
Sweetness, kindness, humility, in this garden.


Christo Sangeet: 146, Geetaboli: 552 (equivalent), Dharmogeet: 198

O Spirt, come down, bring grace.
Bring strength, courage, love, joy, purity.

Christo Sangeet: 146 (equivalent), Geetaboli: 552, Dharmogeet: 198 (equivalent)

Sing along with everyone. Actively participate in every part of the prayer. Ask for special blessings from the Holy Spirit. Go home and draw a picture of the Whit Sunday event in the box given below





Dear student,
Your teacher will take you through some pleasant experiences during this Anjali. You will go on an outing, act in a short drama (or enjoy acting of your classmates), take part in many fun activities and go to the Church to pray. And you will learn about different teachings of Christianity such as helping others, charity, prayer, fasting, etc. in this Anjali and can be an ideal human being by practising them.



Upohar 18-19

Let's Go out on a Field Trip

At the beginning of this session, you will have to sing the song given below in chorus. No problem if you don't know the song. Just try to sing it with others in the same tune.



Christo Sangeet: 154; Geetaboli: 1245; Dharmogeet: 203

Serve the sorrowful, serve the destitute

That is your service to Jesus Christ.

The one who is sitting beside the road with tears on his eyes,

Take him on your chest as that is your service to Jesus Christ.

It is good to sing religious hymns, it is better to pray;

But the best is if you wash out the dirt of your mind.

Christo Sangeet: 154 (equivalent); Geetaboli: 208; Dharmogeet: 203 (equivalent)

Things to do before the Field Trip

You will go on a field trip. **Maybe you will go to see the charity activities of a donor agency/Christian Church Area (Dharmapalli/Diocese/Region).** Take preparation according to the teacher's instructions. Get the necessary things ready like dress, warm clothes, food, shoes, water, notebook, pen, pencil, bag, etc. Keep the teacher's instructions well in your mind before you start the journey. Try to understand well a few things like how to behave, spend time during the trip, what to do and when to return. There might be some restrictions for some activities or behaviour. Return the permission letter to the teacher in time after it is signed by your parents/guardian.

Observation

Get ready to go with discipline. Exit the vehicle in an orderly manner. Make sure not to inadvertently leave anything behind in the vehicle. If you have a guide, listen to their instructions carefully. You may ask the guide if you want to know or understand something. It will increase the depth of your knowledge. Write down anything new and important in your notebook. Don't forget to have your meal in time.

What do you see? At the place your teacher has taken you, you may see many people standing in line receiving food and aid. You may also witness poor and destitute women being trained in handicrafts as well as impoverished mothers bringing their sick children while doctors and nurses attend to them. Or you may see a school for the street children.

Observe how beautifully the workers of the organisation are talking! How sincere they are in their service! They are very glad to do the work of kindness and help. Jesus Christ loves this kind of kind people very much. Notice everything attentively.

The teacher will announce return just before the end of the trip. Get on the vehicle in time. Pray to God to thank Him as you have completed your field trip safely and nicely. You may praise God together in the vehicle. Thank your teacher as well. When you return to school, get down with discipline. If your parents/guardian come to receive you, go home with them. If you go home alone, don't delay anywhere as your family members may worry for you.

Homework

The teacher may give you homework. When you return home, ask your parents/guardian what is their idea about kindness and charity. Write down what you learn from the discussion on your notebook. If your parents/guardian don't understand, show them the writing below:



Dear Parents/Guardian,

Your child wants to discuss with you about helping others and charity. Give it some time and help him/her. This is a part of their learning process.

Draw a picture

Draw a picture after you return home from the memories of what you have seen during the trip.





Upohar 20 Postbox

Dear student, exchange greetings with everyone. Sing this song in chorus:



Oh my Father, let me submit my offering of service on Your feet
Thoughts of my mind, words of my mouth and work of my hands.
Let me keep everything of me today
On Your feet as my worship to You.
I am submitting all of my offerings
Along with Jesus Christ Himself
His thoughts, His words and His deeds
These are my offerings upon Your feet.

Christo Sangeet: 234; Geetaboli: 129 (equivalent); Dharmogeet: 337

Surely you have learned many things about helping others, charity and prayer from the field trip and discussion with your parents/guardian. Now your teacher will divide you in several groups. You will select a leader yourselves for each group. Probably the teacher told you and any of your classmates to make a postbox the previous day. You may wonder what you would do with a postbox. You will do what the teacher instructs you to do.

Share your experience with others in the group. Listen to others' talks and opinions attentively during group discussion. Now the group leaders will write down their group members' ideas and opinions on pieces of paper. Look ahead and notice the postbox on the table. If you are the group leader, fold the paper and post it in the postbox. After 10 minutes, each group leader will take a piece of paper from the postbox and read it loudly. This way everyone will get a chance to read and hear other groups' writings. If you are a group leader, read loudly and clearly. If you are not, then listen carefully and write down important notes. Suppose, as the group leader you have picked up a piece of paper from the postbox and found it is your group's, hand it over to another group leader. Now pick up another piece of paper and read it out.



Upohar 21

Benevolence

Surely, you follow the Ten Commandments of God. These Commandments are the main basis of all rules and laws of Christianity. In these Commandments, we are asked to love God and human beings. After coming to this earth, Jesus Christ taught us to be charitable, selfless and kind.



People with Jesus

Let's see what Jesus has taught us about benevolence in the Holy Bible.

When Jesus came out on the road again, a person ran to Him, kneeled down before Him and said, "Oh Lord, You are a good person. Tell me what should I do to get eternal life?" Jesus told him, "Why are you calling me good? Apart from God the Father, no one else is good. You know the Commandments – 'don't kill, don't do adultery, don't steal, don't give false witness, don't cheat, honour your parents'." The person told Jesus, "Lord, I have been doing all these since my childhood." Jesus looked at him, became full of compassion and told him, "Still you have one more thing to do. Go home, sell whatever you have and give it to the poor. You will get riches in heaven. After doing this, come and be my disciple." Hearing this, the man's face became pale.

He became sad and left as he was a wealthy person.

Mark 10:17-22

Let me tell you clearly

The Ten Commandments are the basic rules to get an ideal Christian life. This rich person has followed these rules faithfully. But Jesus wants that we should also love



Jesus forgives sins and heals a man who was born visually impaired.

people and think for their welfare by controlling greed for wealth. The rich man did not agree to sell his property and give everything to the poor because he could not get rid of devotion towards wealth. This rich youth's life was full of spirituality. So, Jesus loved him and invited him to establish the Kingdom of God. If we do not have love for God and people in our hearts, we cannot respond to the call of Jesus. Eternal life means that our soul will survive after death and will meet God in Heaven. We have to love humankind by leaving everything we have to get eternal life. We should love each other through benevolence.



When you give something to the poor, don't act as hypocrites. They give alms by playing drums in the Synagogues and the streets to get public appreciation. Truly, I am telling you that they have already received their awards.

Don't let your left hand know what your right hand is doing when you are giving something to the poor.

Matthew 6:2-3

Dear student, Jesus has done a lot for the poor, helpless and oppressed people in his life. He has also advised us to be kind and serving to our poor neighbours. Let's see what Jesus has said in the Bible:



Jesus told the person who had invited Him to a meal, "When you arrange for a feast, don't invite your friends, brothers, relatives or rich neighbours. If you do that, they will also invite you in return and thus your invitation will be rewarded. But when you arrange for a feast, invite the poor, disabled, and blind persons. Then you will receive blessings from God, because they cannot invite you in return. When the innocent people will be resurrected from death, you will get its reward.

Luke 14:12-14

Let me tell you clearly

Jesus wants that whatever help and kindness we show, we must not expect anything in return. We will help those in our society who are poor and helpless mentally and physically. For these deeds, God will reward us on the Day of Judgment.

Jesus gave sight to the blind, strength to walk to the disabled. We cannot do miracles like Jesus. But we can help our poor neighbours and help the blind to cross the road. We can serve or financially help the patient who cannot get treatment because of lack of money. We can help others in countless ways. You can see some real-life examples in the pictures next page.



Distribution of new clothes to children in 2019 at
Apon Bangladesh Madak Niramoy Kendra.

[Photo: Raju Costa]



Serving the sick in 2022 at Christian Hospital, Chandraghona.

[Photo: Dr Probir Khyang]



Upohar 22-23

Fasting

Dear student,

Do you know that Jesus had fasted and prayed for 40 days and 40 nights before he started preaching? The Devil tried to tempt Him then. Jesus could overcome the temptation. Your teacher will tell you that story today.



Then the Holy Spirit took Jesus to the desert area so that the Devil might try to tempt Him to commit sin. After fasting and praying for 40 days and 40 nights there, Jesus became hungry. Then the Devil came to Him and said, “If you are the Son of God, tell these stones to turn into bread.”

In reply, Jesus said, “It is written in the Holy Book, human being does not live by bread alone, but by each word of God.”

Then the Devil took Him to the holy city of Jerusalem, put Him on top of the holy temple and said, “If you are the Son of God, jump down from here, as it is written in the Holy Book, God will command His angels about you, and they will hold you by their hands, so that you are not hurt in your legs by the stones.”

Jesus told the Devil, “It is also written that do not try to test your Lord God the Father.”

Then the Devil took Him up on a very high hill and showed all the kingdoms of the world and their glory and said, “If you worship me by bowing down on earth and accept me as your lord, I will give you all these.”

Then Jesus told the Devil, “Get lost, you Devil. It is written in the Holy Book,

You will only worship your Lord God and only serve Him.”

Then the Devil left Him and went away. The angels from Heaven came and began to take care of Him.

Matthew 4:1-11

Let me tell you clearly

Before starting His preaching ministry, Jesus fasted and prayed for 40 days so that He might gain strength and wisdom from the Holy Spirit, be more holy by removing greed and sins from mind. The Devil's temptation takes us away from good deeds. As Jesus was very determined to His goal by overcoming the temptations of the Devil, we will also walk on the way of God by giving up temptations for worldly things. Fasting and prayer give us strength to overcome sins and temptations.

Now the teacher will ask you to take part in a role-play in light of the verses 4:1-11 of Matthew. The teacher will ask one to play the role of Jesus and another the Devil. One will make a commentary of the story behind the scene. If you are interested, you can take part in the role. The teacher will help you about the script. It is also given below.

Let me draw your attention to the character of the Devil or wickedness. This character should be played from behind the screen. Everybody will hear his voice but not see him (even Jesus only heard his voice). You or your friend, whoever plays this role, will have to say his dialogues loudly from behind the screen (or from behind furniture). You will only hear the voice of the Devil. You will not see him.

Let me give my love to you or your friend who is playing this role by overcoming hesitation. This is just acting, which will present the holy life of Jesus to all. But we have to overcome wickedness to be good persons throughout our life. Jesus said in Romans 12:21: "Do not lose to evil, but win over it by goodness."

Script

Background Voice: After fasting 40 days in the desert, Jesus became hungry. Then the Devil tried to put Him into temptation.

Devil: If you are the Son of God, tell these stones to turn into bread.

Jesus: It is written in the Holy Book, "Man does not live by bread alone, but by each word of God."

Background Voice: Then the Devil took Jesus to the holy city of Jerusalem and put Him on top of the Temple.

Devil: If you are the Son of God, jump down from here, as it is written in the Holy Book, God will command His\ angels about you. And they will hold you by their hands so that you are not hurt in your legs by the stones.”

Jesus: It is also written, “Don’t try to test your Lord God the Father.”

Background Voice: Then the Devil took Him up on a very high hill and showed Him all the kingdoms of earth and their glory and said—

Devil If you worship me by bowing down on earth and accept me as your lord, I will give you all these.

Jesus: Get lost, you Devil. It is written in the Holy Bible, “You will only worship your Lord God the Father and serve only Him.”

Background Voice: Then the Devil left Him and went away and the angels from Heaven came to take care of Him.



Upohar 24

Prayer

Greet everyone and sing the song below in chorus.



O Lord, you have summoned me in your path
Made my heart filled with songs
It's full of melody
There was many work for you
Only no time or rest
I recall that time, O Lord
And become ashamed.
Cover my shame today
By your mercy
Give me in my life

New assurance
 I don't want to make more burden
 Bu making hundreds of mistakes
 Please take this ungrateful person
 Back to your path.

Christo Sangeet: 260, Geetaboli: 1213, Dharmogeet: 398

Let's learn about Jesus' teachings about fasting and prayer.



When you pray, do not act like hypocrites. Because they love to pray in the Synagogues and the street corners to show off. I am assuring you that they have already received their rewards. But when you pray, go inside and close the doors, and pray to you Father, Whom you cannot see but Who is present. Your Father, Who sees everything secret, will reward you.

When you pray, do not repeat meaningless words in your prayer like a non-Jew. The non-Jews think that God will listen to their prayers if they talk more. Do not pray like them, as your Father knows what you need even before you ask for it. So, pray like this:

O our Lord in the Heaven, may Your name be holy. May I be in kingdom come. May your wish fill this world like in the Heaven. Give us the food that we need today. Those who did unjust tings to us have been forgiven by us. Similarly, you forgive all of our sins too. Don't let us fall in any test, but save us from the Devil.

If you forgive others' faults, your Father in Heaven will also forgive you. But if you don't forgive others, your Father will not forgive you either.

When you fast, do not make your faces dark like the hypocrites. They put ash on their faces and heads just to show off that they are fasting. Truly, I am telling you that they have already received their rewards. But when you fast, put oil on you head and wash you face, so that others don't understand you are fasting. Then your Father, Who is not seen but present, will see it. Your Father, who sees everything secret, will reward you.

Matthew 6:5-18

Let me tell you clearly

Jesus wants to tell us that we should not pray to show off but do it with respect from our hearts. We speak to God the Father through prayer. So we will pray secretly in private places. We will ask to God what we need instead of saying meaningless words. God knows what is in our minds. The prayer Jesus taught us praises God first. Then the needs of people are mentioned. We promise to God that if we forgive others, He will also forgive us. Jesus also tells us that we must not fast just to show off. We must have control, beauty and holiness in taking meals. We can be self-controlled, holy and self-sacrificing through fasting. We can be helpful and charitable if we can be self-controlled, and self-sacrificing.



Upohar 25

Going to Church

In this session, you will take part in the Church Service. For that, you will go to a church, which is very near to your school. Maybe you go to church regularly with your parents/guardian. This time you will go with your teacher and classmates and you surely are excited about it!

Before Going to the Prayer Meeting

You have learned from you parents and the teacher that the church is a holy place. A student needs to be very respectful to the church/its structure, persons, and everything in this holy environment. So, the teacher will give you the following instructions which you will try to follow.



Maybe you know, but still telling you that you should follow the following instructions carefully.

- ✓ The church is a holy place. Do not make any noise.
- ✓ Stand up, sit down and kneel down according to the worship service.
- ✓ Prayer attentively.
- ✓ If possible, donate as much as you can.

In the church, take part in the prayer service with discipline. Follow the prayers and regulations of different sections of the prayer service. For example, the ceremony starts with a devotional hymn. Then the Priest recites from the Holy Bible and preaches a sermon in light of it. Take part in all the sections of the prayer service with love and respect for Jesus.

After the prayer service, return to the school from the church with discipline. Thank the teacher. If your parents/guardian come to take you to home, go with them. But if you go home alone, do it nicely.



Upohar 26 Game of Notes

You will play an interesting game in this session. The teacher will give each of you a note, which is shown below–

Your name:		
Question	Yes	No
Are you charitable?		
Do you help others?		
Do you pray?		
Have you ever felt the pain of those who have no food to eat?		
Have you ever advised others from the teachings of the Holy Bible?		
Have you ever prayed for welfare of others?		

Read the questions of the note and think deeply. If the answer of any question is ‘Yes’, put a tick sign (✓) in the ‘Yes’ column. If the answer is ‘No’ then put a tick sign (✓) in the ‘No’ column.

You will get six minutes (one minute for each question). Now the teacher will review your filled up answers. S/he may ask you why did you write ‘Yes’ or ‘No’ to a question. Surely, you will be able to answer correctly.

The teacher will give you an instruction that one of your ‘No’ answers should be turned into ‘Yes’ before the next session. If you have not done any charity/helping/praying activity, you can do a charity/helping/praying activity, etc.

If all of your answers are ‘Yes’, then decide which one you do want to do more strongly. Similarly, if you answer ‘No’ to all the questions, identify one. You will work about

it so that in the next session your answer to this question becomes 'Yes'.

Note carefully that after this game, you will get homework on any of charity, helping others, fasting, prayer, etc. which you will have to complete before the next session.

Picture of Homework

Based on the homework you are doing, draw a picture in the box below.





Upohar 27 Presentation

Greet everyone and sing the song below in chorus.



We get peace and happiness in love for Jesus, love for Jesus.

We know always, He's beside us, looking after us.

Chorus: I know Lord Jesus loves me

It soothes my heart so easily.

My heart is saved by power of Jesus, power of Jesus.

Whenever I call him, my sorrow disappears.

Will of Jesus, will of Jesus, we must honour.

We Lovey You, Dear Saviour, Senior Brother.

O Mercy, o mercy of Jesus has no limits.

He gives forgiveness, if we fall, us He lifts.

Serving Jesus, o, serving Jesus we like most.

Happily, we serve Him so that we are not lost.

We must hold the heart o heart of Jesus.

Be in prayer, in reading the Bible always.

Christo Sangeet: 365, Geetaboli: 378, Dharmogeet: 428

Now present on your activity of charity/helping others/prayer in the classroom. Listen to your classmates' presentation attentively.



Upohar 28

Singing and Watching Video

Teacher may start the session by singing this song. You can also watch this song on You Tube, if you don't know it or ask your parents/ grandians siblings or relative



Whatever you have done to the neglected brother
 You have done that to me.
 You gave me food when I was hungry.
 You satisfied me by water when I was thirsty.
 You opened your doors when I was homeless.
 When I was in torn clothes, you gave me fresh ones.
 You gave me strength when I was tired
 You gave me courage when I was afraid.

Christo Sangeet: 365, Geetaboli: 378, Dharmogeet: 428

Whatever you have done to the neglected brother
 You have done that to me.
 You gave me food when I was hungry.




You satisfied me by water when I was thirsty.
You opened your doors when I was homeless.
When I was in torn clothes, you gave me fresh ones.
You gave me strength when I was tired
You gave me courage when I was afraid.

Christo Sangeet: Rabindra Sangeet: 7 (equivalent); Geetaboli: 215, Dharmogeet: 434

Probably your teacher will show you a video next.
You may see this fun video in the link below to get an idea
about your neighbour:

<https://www.youtube.com/watch?v=osfQg4yKtq4>

If you want, you can use the QR code beside.



Now watch the video attentively and think about the answers of the questions below:

- ✓ How was the person injured?
- ✓ Who was the first passer-by? What did he do after seeing the injured man?
- ✓ Who was the second passer-by? What did he do after seeing the man?
- ✓ Who was the third passer-by? What did he do after seeing the man?
- ✓ What did Jesus say about the third passer-by?
- ✓ Who is the neighbour of the wounded person here?

Homework

After going home, you will discuss about “who is neighbour” with your parents/guardian. We will discuss about it in the next session. If your parents/guardian do not understand the question, show them the writing in the box below:



Dear Parents/Guardian,

If your child wants to learn about “who is neighbour?” then please tell him/her your idea about it.



Upohar 29

Game of Cards and Preparing Posters

In this session, the teacher may tell you to play an interesting game. The game might be played by cards. Listen carefully to the teacher's instructions. Now gladly take part in the game with your classmates.

You may have to make a poster here as well. Listen to your teacher's instructions and make a draft of the poster below.





Upohar 30

Listening to Stories

Dear student, greet everyone and take part in an oral prayer with devotion. A sample prayer is given below. If the teacher wants, they may conduct another prayer with you.



Oh our Lord God, we praise you, feel proud of you and thank you. You have kept us well and safe, and we are able to be present in the classroom. We pray for each of our families. Please keep everyone safe and sound. Give them food that do not get any, heal the sick so that we all can thank you together. Amen.

The teacher will tell you a story. This is not a fairy tale. It's a story that really happens. Maybe you have seen such incidents or something like this happened to some of your lives. You may feel sad after hearing this story. But listen to the story attentively and see what happens in the end.

This is a story about someone of your age named Nomy.

Nomy and her grandfather were going to a relative's house by a rickshaw. Suddenly, a motorcycle and their rickshaw collided. They along with the rickshaw-puller fell down and were hurt. Some people saw them lying by the road but left without helping them. Some more people saw them, but they also left them without doing anything. Nomy thought that some of those people lived beside their house. Some more time passed this way. After some time, a passer-by arrived and took them to a nearby hospital. Nomy's entire body was hurting. She could not remember the face of that person. But she remembered that his hands were very warm.

In this story, who was Nomy's neighbour? Why is the one you have identified her neighbour? The characters of this story are – the motorcyclist, rickshaw-puller, first group of passers-by, second group of passers-by including somebody who lived beside Nomy's house and thirdly, a single passer-by.

Now who among these characters do you consider as neighbour and why? The teacher

may give this task as your homework. Write down your thoughts in the box given below. Show your writing to the teacher in the next session.






Upohar 31
Real Love

Exchange greetings and sing the following song in chorus.



With thirsty eyes looks up the human race
Let on the earth rain showers of peace



Let all darkness disappear;
let no sin of undue attraction exist.
(Translated by Ratna Dey. geetbitan.com/lyrics/rs-b/borisho-dhoramaajhe-english...)

বরষ ধরা-মাঝে শান্তির বারি
শুষ্ক হৃদয় লয়ে আছে দাঁড়াইয়ে
উর্ধ্বমুখে নর-নারী।।
হৃদয় বিমল হোক, প্রাণ সবল হোক,
বিঘ্ন দাও অপসারি।।

কেন এ হিংসাদ্বেষ, কেন এ ছদ্মবেশ,
কেন এ মান-অভিমান।
বিতর' বিতর' প্রেম পাষণহৃদয়ে,
জয় জয় হোক তোমারি।।

খ্রীষ্ট সংগীত: রবীন্দ্রসঙ্গীত ১২; গীতাবলী: ২২৯ (সমতুল্য); ধর্মগীত: ৪৩৪

প্রভু যেমন আমাদের ভালবেসেছেন
এসো আমরা তেমনই পরস্পরকে ভালবাসি।।

খ্রীষ্ট সংগীত: রবীন্দ্রসঙ্গীত ১২; গীতাবলী: ২২৯ (সমতুল্য); ধর্মগীত: ৪৩৪

You wrote your thoughts about neighbours on the notebook. Now let me tell you what Jesus thinks about neighbours.

Though we usually consider the people who live around us as our neighbour, Jesus says those who help us are our neighbours. No matter if they live near or far. So, the neigh-



bour in the story of Nomy is the passer-by who came third. Now let's read what Jesus has taught us about love towards neighbours and humankind.



As He loved us first, so we love too. The one who says s/he loves God but hates his/her siblings is a liar. Because if anyone doesn't love their siblings, whom they can see, how can they love unseen God? We have received this command that if we love God, we must love our siblings too.

John 4:19-21

I am giving you a new commandment – love each other. As I have loved you, you also love each other. If you love each other, people will understand that you are my disciples.

John 34:34-35

Let me tell you clearly

Respect and love towards each other have been expressed in these two sections. You have been advised to live in peace and harmony with the people who live around you. If you cannot live with your relatives and neighbours in peace and harmony, you cannot love God truly. You can love God only by loving people.

You can see two practical examples of loving people in the next page. If you ask your teacher, they can tell you about such examples happening across the country and the world. You will also read and hear in the newspaper and on TV about such helpfulness. God loves those very much who love and help people.



Underprivileged children are being given masks at a community school located in Chattogram city, 2021. Photo: Dr Edward Pallab Rozario/ Caritas Bangladesh



Upohar 32

Who is Neighbour?

Let me tell you another wonderful story. It is called The Story of Good Samaritan. Maybe you have heard or read it before. Let's see what is written about it in the Holy Bible.

The teacher may ask you to read the portion of the Bible (Luke 10:25-31) like a play. One plays the role of a religious teacher and the other plays the role of Jesus. You can prepare in advance, as the teacher may provide an opportunity for you and your friend to participate in the roles.



Religious Teacher: Lord, how can I get eternal life?

Jesus: What is written in the Laws of Moses? What have you read there?

Religious Teacher: You all will love God the Father with all your heart, your soul, strength and mind. and will love your neighbour as you love yourself.

Jesus: Your answer is correct. If you have done that, you will get eternal life.

Religious Teacher: Who is my neighbour?

Jesus: A man was attacked by robbers while going to the city of Jericho from Jerusalem. They took off his clothes, beat him up and left him half-dead. A priest was going through that road. He

saw that man but bypassed him. Similarly, a Levite came along the way and did the same. After some time, a person from the province of Samaria approached the person. He became very compassionate to see him. He went to him, poured some oil and grape juice on his wounds and bandaged him. He also took him up on his donkey, went to a hotel and took care of him. The next day the Samaritan gave two dinars to the owner of the hotel and said, "Please take good care of him. If your bill is more, I will come back and pay you."

Now what do you think? Who among these three is the neighbour of the victim of the robbers?

Religious Teacher: The person who was kind to him.

Jesus: Then you go and do the same.

Luke 10:25-37

Let me tell you clearly

The event of the Good Samaritan is an example of helping strangers. Two sides of love is shown here. Firstly, love of God. The Good Samaritan shows the character of God. As the Good Samaritan loved and treated the wounded person, God also loves and takes care of all the people.

Secondly, love for neighbours. In a wide sense, all people are our neighbours. Whenever we go, people of that place become our neighbours. So, it is our moral responsibility to take care of all people. Above all, Jesus has not mentioned people of any specific nation, community, caste or colour. He has asked us to love all people. He told us to love all people. So, let's all love each other.



Upohar 33

Let's Act

Dear student, you will take part in acting here. The teacher will explain how you should do it. Let me tell you secretly so that you can be prepared beforehand. The teacher will distribute the roles among you through a lottery. You will have to do it in pairs. Names of two characters will be written on each piece of paper. The teacher will divide you into groups of two. One pair will pick up one piece of paper. Two characters will be mentioned on the paper. Your pair will learn about your characters from the paper you pick up. You will decide among yourselves who will play which role.



A sample of pair characters is given below:

- ✓ ① Poor sick person ② Rich person
- ✓ ① Old man ② Youngman
- ✓ ① Doctor ② Person suffering from incurable disease
- ✓ ① Blind person ② Person who can see
- ✓ ① Person who doesn't know address ② Person who knows address



Role-Play

You have already learned how much importance Jesus has put on helping others. You will do an interesting activity based on it. You will role-play some characters. We always see these characters in our real life. But your task will be playing these roles in the light of teachings of Jesus in such a way that He is reflected in you.

You will have to be sympathetic with love towards the characters of vulnerable or neglected persons. You will also have to remember that if you are to role-play the character of such a person, you have to ask for help with self-respect.

After the acting is over, there might be an open discussion on different roles performed by you. You have to be very careful that whatever role you play, it must reflect the teachings of Jesus.

Homework

You have either played the role of showing kindness to vulnerable people or seen it in real life. Now you have to truly do some good deeds around of your home, in your area, or in your surroundings. For this, you will have to write down two such deeds you can do and bring it in the next session. For example, giving warm clothes to victims of winter or giving toys to underprivileged children, etc. The teacher may divide you in groups to do this homework.



Upohar 34

Choosing Your Activity

The teacher will ask you to sing a song in chorus about helping each other. Take part in the song with your friends.

Homework

The teacher will check the written homework you have submitted. They may ask you why you have chosen these particular deeds. You will have to choose one of the two deeds which you can do before the next session. If neither of the deeds you have written is easy for you, do not worry. The teacher will help you choose a deed suitable for you.

You will have to notice that the deeds should not be anything which can be done by just giving money. You should also ensure that love and sympathy should be the main basis of the deeds. For example, you can choose to distribute warm clothes by yourself instead of giving money to an institution.

Now you have to make a plan how you will do the deed. In that case, your teacher will listen to your plan and help you by giving you advices. But you will have to do it after discussion with your parents/guardian before the next session.

In the next session, you should be prepared to take part if any activity is done in the classroom about your deeds. You might be asked to write a short report or present it in the session.



Upohar 35-36 Good Deed

The Teacher will start this session with a prayer.
Devotedly take part in the prayer.

Homework

The teacher will thank you for the good work you have done in your area or surroundings. If you want to share your experience of doing this good deed, you may take permission from the teacher to do it briefly. Maybe you want to inform everyone something that happened while doing the good deed.

You will have to write a short report on doing the good deed in the classroom. If you have done this deed in a group, you must write the report in groups. The teacher may give you 20 minutes to do it. They will write down on the board what should be included in the report.





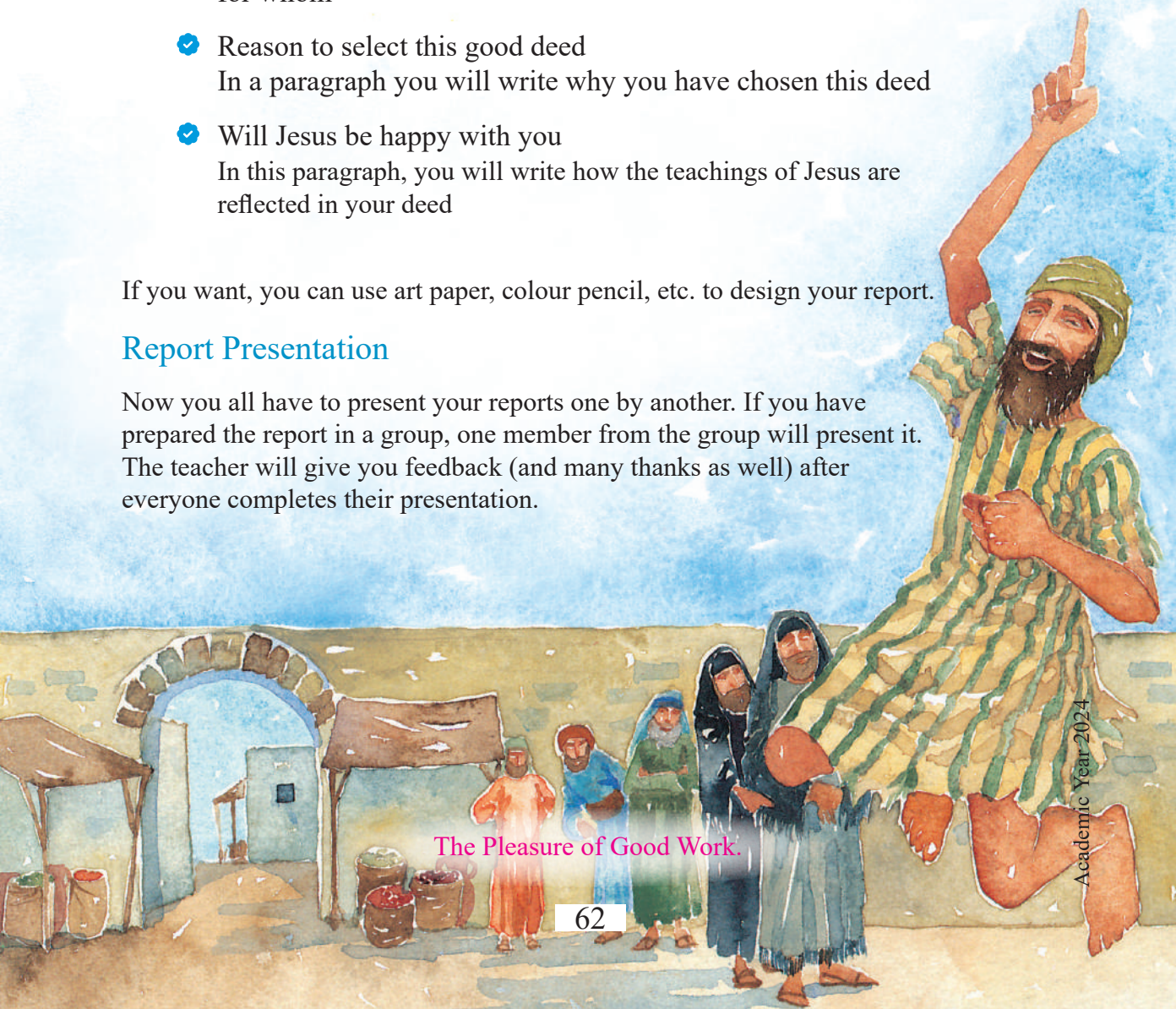
A sample of what should be included in the report is given below:


- ✓ **Title**
Write the title according to the content
- ✓ **Introduction**
A short paragraph where you will describe what was your homework
- ✓ **Description of the good deed**
A few paragraphs where you will describe when and what you did and for whom
- ✓ **Reason to select this good deed**
In a paragraph you will write why you have chosen this deed
- ✓ **Will Jesus be happy with you**
In this paragraph, you will write how the teachings of Jesus are reflected in your deed

If you want, you can use art paper, colour pencil, etc. to design your report.

Report Presentation

Now you all have to present your reports one by another. If you have prepared the report in a group, one member from the group will present it. The teacher will give you feedback (and many thanks as well) after everyone completes their presentation.





Dear student,

During this Anjali, the teacher will take you through some experiences, which will make you feel that you are becoming a kind, friendly, and good human being. In this Anjali, you will learn how to achieve moral and human virtues in light of Christianity and apply those to life. You will also learn how you can be kind and responsible towards everyone around you and live in coexistence* with them.


*Coexistence is a big word! It means to live with different people of different faiths, different views in love, respect, responsibility and joy (see, how many times I have used the word 'different'!).



Upohar 37

Let's Know Jesus More

In this session, you will take part in a fun game. Your teacher will use three objects for this game. For example, bread/hand-made bread/bun, a hammer and a Cross. A long string will be attached to each of these objects. On the other side of the string will be a piece of descriptive paper. Description of the object will be written on each piece of descriptive paper. The teacher will attach these strings in different places of the class-room like the window or pillar. Follow the string of the objects and move towards the descriptive paper. Surely, you are wondering what is written on the paper. It must be something funny! Now read the descriptive paper.







The text written on the descriptive paper has been given here for you.

 Why five loaves of bread and two fish?

Jesus fed 5,000 hungry people with five loaves of bread and two fish by praying.

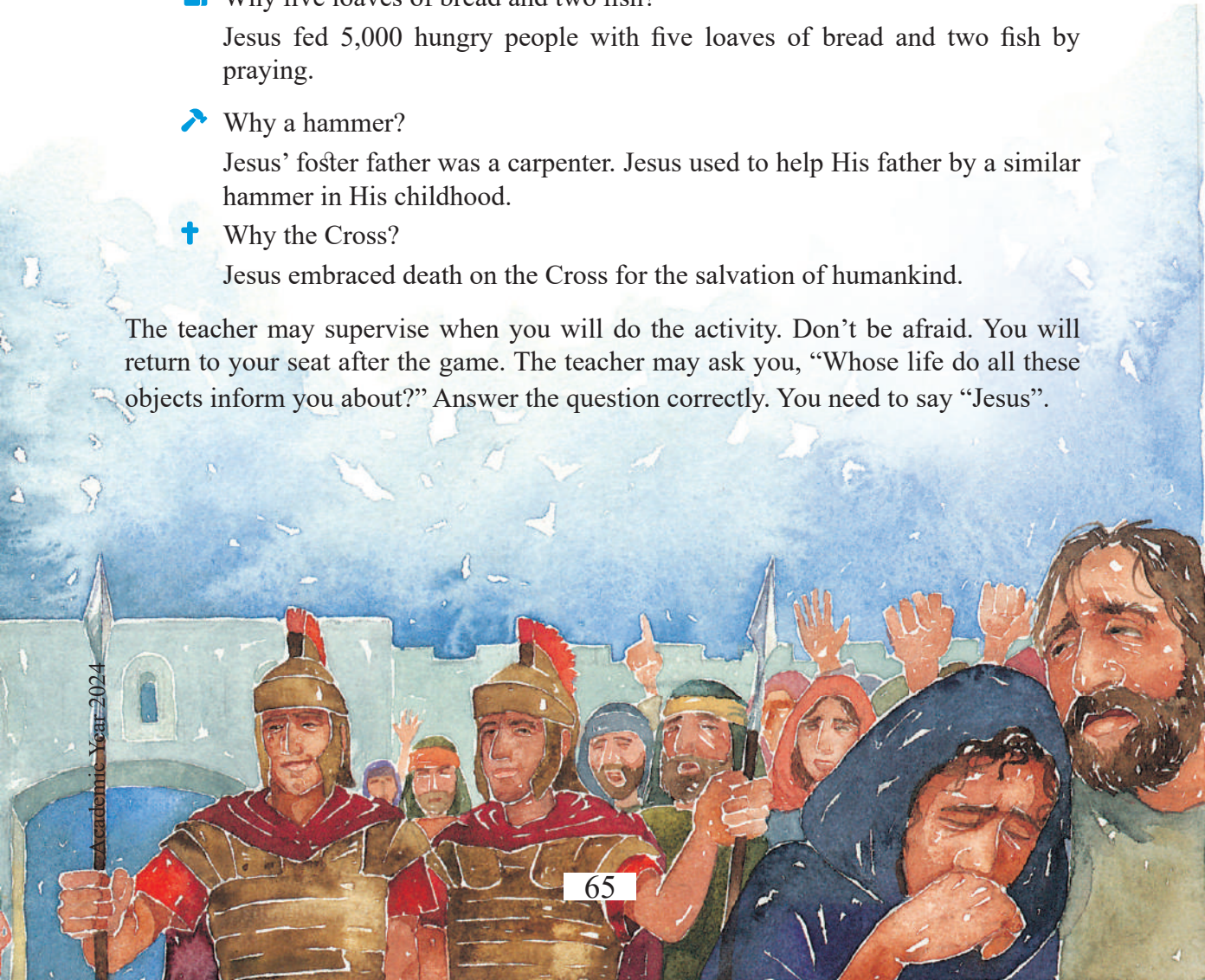
 Why a hammer?

Jesus' foster father was a carpenter. Jesus used to help His father by a similar hammer in His childhood.

 Why the Cross?

Jesus embraced death on the Cross for the salvation of humankind.

The teacher may supervise when you will do the activity. Don't be afraid. You will return to your seat after the game. The teacher may ask you, "Whose life do all these objects inform you about?" Answer the question correctly. You need to say "Jesus".





Upohar 38

Let's Think about Jesus

You may have to do a new type of activity today. It is a very easy activity. The teacher will ask you to write on the board the answer to “When did you hear the name of Jesus first?”. Try to remember it. Think before writing. The teacher may ask you to write the answer to another question. That is - “What do you know about Jesus now - Who is He to you?” You have to think very deeply about the answers to these questions. Then you have to write it down on your notebook. This is your homework.

Do not be afraid at all. Because if you cannot remember, you can talk to your parents/guardian about it and reply in the next session. As you have enough time, ask your parents/guardian to know the answer. It will be easy for you to answer. If your parents/guardian do not understand, show them the writing below.



Dear Parents/Guardian,

Your child/adopted child wants to discuss with you about “Who is Jesus?” Please give him/her time. This is a part of their learning process.




Upohar 39

Group Discussion

Today's session will be done in groups. You will work in a group. The teacher will divide all of you in some groups. S/he will help you so that you can select a leader for each group through discussion. The teacher may ask if anyone voluntarily wants to be the leader. If you want to be the leader, you can say so. The teacher will tell you to discuss the answers you have made in groups.

The purpose of this discussion is that you can share your answers with others in the group in order to create an environment of variety of thoughts. You may learn about other members' thoughts about the divine, glorious life of Jesus. The teacher may give you 20 to 30 minutes for the discussion. After the discussion, each group leader will present the summary of their discussion. If you are a group leader, do it nicely.





Upohar 40

Jesus' Attributes

You have already learned about many humane and divine attributes of Jesus. The teacher will give you a new activity based on your knowledge. The teacher will first divide you in groups to do this activity. Next you will be given the table or chart shown below which you will fill up on your notebook through group discussion.

Thoughts about Jesus	Attributes to Follow

Write down on the left column what you have thought about Jesus one by one. Now write down His attributes you can follow in the right column based on His identity. The table might be like this:

Thoughts about Jesus	Attributes to Follow
First heard the name and noble life of Jesus from parents/guardians/grandparents	To be kind/to be helpful towards others/to be merciful, etc.

After the activity is done, the teacher will receive the tables. They will write down all the attributes to be followed on the board. We will learn about Jesus and His attributes more in the coming sessions.



Upohar 41

Jesus

Today the teacher will recite to you Matthew 16:13-20 and John 1:1-14 verses from the Holy Bible or the Children's Bible in the classroom. Listen carefully when the teacher is reciting. Ask the teacher if anything seems unclear.

Jesus is the Son of God. He came to this earth as a human being. People of His time had questions in their minds who this person was seeing His divine and humane activities. The life of Jesus and the Holy Bible help us know the answer to this question, "Who is Jesus?" Let's see what is written in the Holy Bible about this.

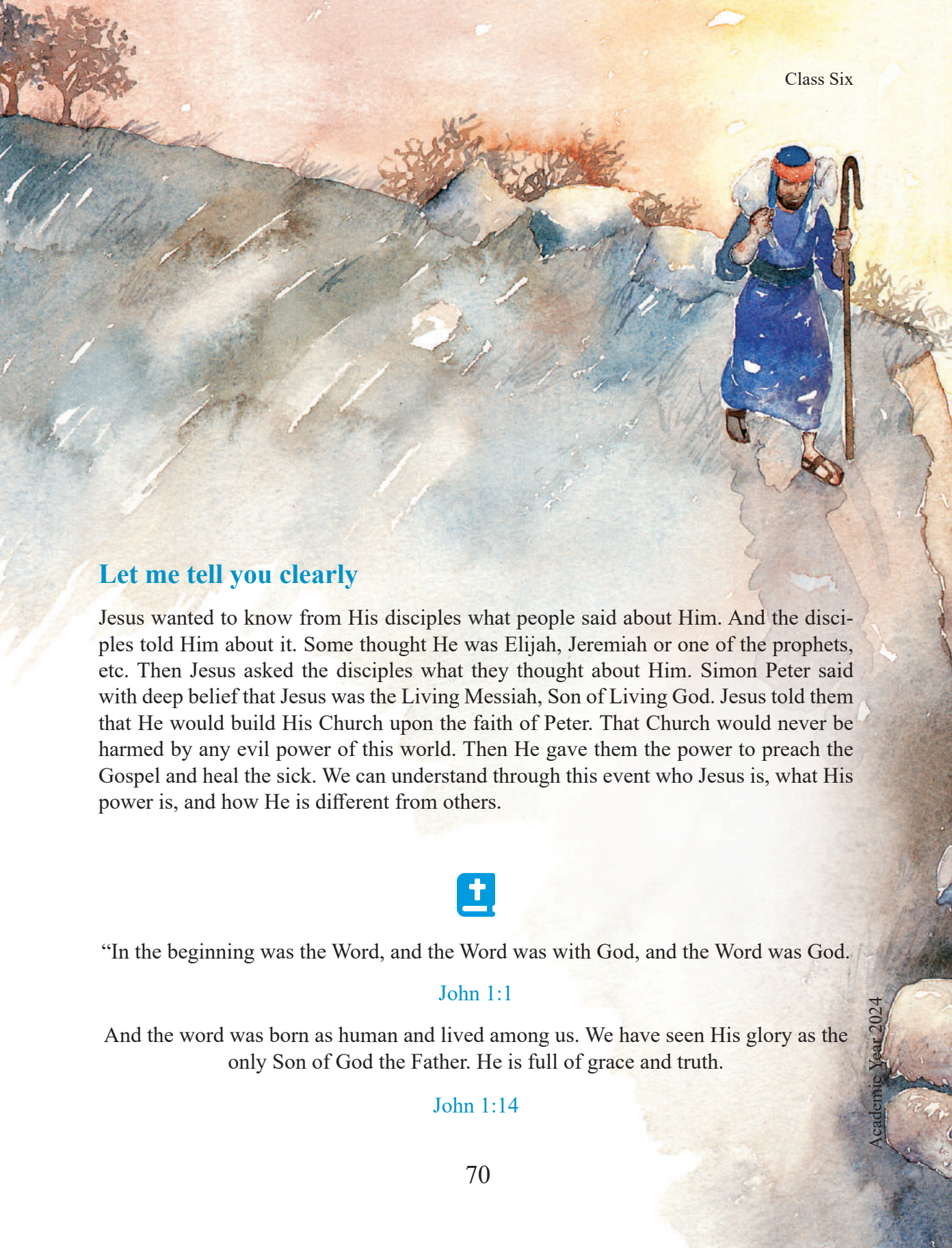


"When Jesus went to Caesarea Philippi area, He asked His disciples,
'Who is the Son of Man? What do people say about it?'

They said, 'Some say you are John the Baptist, some say Elijah, and others say Jeremiah or one of the prophets.' Then He asked them, "But you tell them? Who am I?"

Simon Peter answered, "You are the Christ, the Son of the Living God." Jesus said in reply, "You are blessed, Simon Bar-Jonah: for men have not revealed it to you, but my Father from Heaven did. I am telling you that you are Peter, and on this rock I will build My church. No power of Hell can win against it. I will give you the keys to the Kingdom of Heaven. And whatever you bind on earth will be bound in Heaven. And whatever you loose on earth will be loosed in Heaven." Then he warned His disciples that they should not tell anybody that he was the Christ.

Matthew 16:13-20



Let me tell you clearly

Jesus wanted to know from His disciples what people said about Him. And the disciples told Him about it. Some thought He was Elijah, Jeremiah or one of the prophets, etc. Then Jesus asked the disciples what they thought about Him. Simon Peter said with deep belief that Jesus was the Living Messiah, Son of Living God. Jesus told them that He would build His Church upon the faith of Peter. That Church would never be harmed by any evil power of this world. Then He gave them the power to preach the Gospel and heal the sick. We can understand through this event who Jesus is, what His power is, and how He is different from others.



“In the beginning was the Word, and the Word was with God, and the Word was God.

John 1:1

And the word was born as human and lived among us. We have seen His glory as the only Son of God the Father. He is full of grace and truth.

John 1:14

Let me tell you clearly

Jesus was the Word Himself. Here, Word refers to God and His unlimited power. Everything was created by that Word. Jesus Himself is God. He lived in Heaven with God. He came to this world in the form of a human being. So that sinners can be free from sin.

The people of earth have seen the glory of God through Jesus' becoming a human being. Jesus is full of grace and truth. He is the Kind and Truthful God. We will also be kind and truthful like Jesus.





Upohar 42-43

Values

The teacher may ask two to three of you to read out Luke 3:10-14 and 16:1-18 verses serially. You will have to read out one of part too. Pronounce correctly during reciting. Notice carefully how others of your class pronounce. The teacher will discuss social and spiritual values in light of Luke 3:10-14 and 16:1-18 verses. If you don't understand anything, ask your teacher. They will make you understand.

If we want to live properly in the family as well as society, we need to gain some social and moral values. Let's read what Jesus said about it.



Then people asked John, 'What will we do then?' He said to them,
 "If someone has two clothes, they should give one to the person
 who has none. Those who have food should do the same."
 A few tax collectors who came to be baptised, told John,
 'Master, what will we do?' He told them,
 "Don't collect more than what is in the law."
 Some soldiers also asked him, 'And what will we do?'
 He told the soldiers, "Don't take away anything from anyone
 by force or unjustly showing blame.
 Be content with your salary."

Luke 3:10-14

Let me tell you clearly

Jesus has asked us to be compassionate towards people. It is our duty to help the poor, helpless and neglected people. We will never receive anything from anyone unjustly. It is unjust to take more than what you should get. We will not collect anything by force. We will be satisfied with our own income. We can learn the lesson of behaving well with all kinds of people in the society from the life of Jesus.



Jesus told His disciples, “A certain rich man’s steward was accused that he was damaging his master’s riches. The rich man called him and said, ‘What am I hearing about you? Give an account of your work because you cannot be my steward anymore.’

“Then the steward thought, ‘What will I do now? My master is sacking me. I have no strength to dig. And I am ashamed of begging. Whatever, I know what I should do so that people will let me live in their house after my sacking.’

“So he called everyone who borrowed from his master. He asked the first person, ‘How much do you owe to my master?’ He replied, ‘Two thousand and four hundred litres of oil.’ The steward told him, ‘Take this document of your loan and quickly write one thousand two hundred.’ Then he asked another, ‘How much is your loan?’ And he replied, ‘Eighteen tonnes of wheat.’ The steward said, ‘Write fourteen and a half tonnes on the paper.’ Although the steward was dishonest, his master praised him because he had done it wisely.

“So, it is realised that the people of this world are more intelligent in dealing with like-minded ones than the people of the kingdom of light. I am telling you, make friendship with others with the wealth of this unjust world. So that when your riches are all consumed, you are received in the everlasting habitation. Those who are faithful in a small matter are also faithful in big matters. And those who are unfaithful in a small matter are the same in big matters too. If you cannot be trusted about the worldly wealth, who will trust you to give you the true riches? If you are not trusted about the use of things that belong to others, will anyone give you anything for your own use?

“No servant can serve two masters, for they will love one and hate the other; or they will pay attention to one and neglect the other. You cannot serve God and wealth at the same time.”

Hearing all these, the Pharisees began to laugh at Jesus because they loved wealth. Then Jesus told them, “You show off that you are religious, but God knows your hearts.

God despises what people hold in high esteem.

“The laws of Moses and the prophets were valid until John the Baptist. Since then, the good news of the Kingdom of God is being preached and everyone is eagerly entering into it. But, it is easier for the heavens and earth to get destroyed than one dot of the laws be omitted.”

Luke 16:1-18

Let me tell you clearly

We have to live our lives with sincerity and justness. We will refrain from telling lies and not covet others' wealth. We will not covet anything of others. We will keep ourselves away from taking extra money by telling lies. We will not cheat others. We will stay away from attraction of riches. We will be faithful to all matters, be it small or big. It is not possible to love God and wealth at the same time. We will use our wealth smartly to help others. We will love God with all our hearts. We cannot forsake our dear ones. We will coexist with all the people of this world in order to live in the Kingdom of God in peace.

Homework of Interview

You will have to take an interview. The teacher will tell you how to take an interview. The teacher will ask you if you have ever seen interviews on TV or elsewhere. They will ask you to take an interview of any of your neighbours. The question you will ask that neighbour is, "Please tell me about one activity which Jesus has inspired you to do." When you take the interview, listen to their words very attentively. Write those down on your notebook instantly. If you don't write it down, you may forget it later. You may ask them questions, but listen to them more. If you want to take interviews of more than one neighbour, you can do that too.

You will have to submit all the answers to the teacher in the next session.



Upohar 44

Doing Something out of Values

Everybody will present the answers received through the interviews, which were submitted before, in the classroom. The teacher will ask if you have any special thoughts about the answers you have received from the interview. For example, you may share any special feeling you had about your neighbour. If you share anything special about your neighbour, it would be very interesting as you will be able to share your experience.

The teacher will prepare a list of activities found in the interviews submitted by you and others. Activities found in the interviews taken by all the students will be serially put on this list in one or more sessions subject to the number of students. Now the teacher will call the students one by one to come forward and choose one activity from the list. You will also have to select one activity, which will do before the next session. For example, it may be found in the interviews that one neighbour likes to donate as he was inspired by Jesus. Then “To Donate” will be written on the board. Similarly, “To Donate”, “To Forgive”, “To Help Others”, etc. can be written on the board. Now each one of you will have to choose one from this list of activities. You will have to make a short presentation about your activities through a speech in the next session.

Let's do the work

Do the activity you chose with care. Try to do the entire activity all by yourself. Take others' help if you really cannot do it alone. You will find out that doing good deeds is very much enjoyable.

Presentation

The teacher will ask you to give a short speech on the activity you have done. Take preparation and present your experience nicely in the class. After your presentation, if there is a question-answer session, take part in it too.



Upohar 45

Drawing for Fun

Exchange greetings with one another. Then take preparation for a prayer. The teacher may divide you in groups and ask you to read 136:1-9 verses from Psalms/ Psalm Song devotedly as part of the prayer.



Give thanks to the Lord, for he is good.
 His love endures forever.
 Give thanks to the God of gods.
 His love endures forever.
 Give thanks to the Lord of lords:
 His love endures forever.
 to him who alone does great wonders,
 His love endures forever.
 who by his understanding made the heavens,
 His love endures forever.
 who spread out the earth upon the waters,
 His love endures forever.
 who made the great lights—
 His love endures forever.
 the sun to govern the day,
 His love endures forever.
 the moon and stars to govern the night;
 His love endures forever.

(Psalm 136:1-9; NIV Bible)

The teacher will write the line below on the board after the verses are recited.

“The Trees of Life were on both sides of that river. They bear twelve kinds of fruits.”

(Revelation 22:2)

The teacher will ask you to draw a picture as you like in light of the line mentioned above. Now think what kinds of trees you see in your village or around the road when you go to school.

Draw a picture of those trees (you can use the box below or a separate page. If a separate page, don't forget to write your name under the picture).

You are drawing a picture of fruits and flowers, different trees so nicely. Now think how beautifully the Creator has created the real flowers-fruits-trees-earth and everything else! Thank the Creator after you complete drawing the picture.





Upohar 46

Wonderful Seeds!



The teacher will draw a small seed on your picture. You can imagine it as the seed of any trees. Now think what will happen if the seed grows, how the tree will look like or if it will bear any flowers or fruits. You can imagine anything you wish.



The teacher may ask you more questions. For example:

- ✓ What is hidden inside the seed?
- ✓ Why does the seed turn slowly into a tree? Why doesn't a tennis ball turn into a football in course of time?
- ✓ Why did God create the trees?
- ✓ Who is responsible to take care of God's creation?

Now you can think about the answers to these questions. Start writing your thoughts on your notebook. The teacher may ask you to read out your thoughts in front of all in the classroom.



Upohar 47

Kind and Responsible Behaviour

Like seeds grow into trees in love and care, we have to hold that love for creation in our hearts. Let's learn how we can maintain kind and responsible behaviour towards creation. Your teacher will also inform you about it, tell you interesting stories and may even show you some pictures. You can read about it here too if you want.

Above all, the first and most important thing is that God has created everything. This 'everything' includes the created world and everything imaginable and unimaginable beyond this created world. God has created all these just for humankind and given them the responsibility to take care of everything. It is our moral responsibility to show our love towards God by taking care of the creation. In the Holy Bible, Jesus has taught us to be caring towards creation through different stories. Let's learn about a few stories like that.



Jesus told them a story. The story is: “The Kingdom of Heaven is like a grain of mustard, which a man took and sowed in his field. It was indeed the smallest of all seeds. But when it grew, it became the largest of all the plants. It became such a large tree that birds created their nests in its branches.”

He told them another story. The story is: “The Kingdom of Heaven is like leaven. A woman mixed it in flour weighing 18 kg. As a result, the entire flour swelled.”

Jesus taught the people through the stories. He did not give any teaching without a story. It was so that what was told through the prophet might be fulfilled: I will open my mouth in parables; I will say things which have been kept secret since the beginning of the world.”

Matthew 13:31-35

He later told them another story to teach them. The story is: “The Kingdom of Heaven is like a man who sowed good seeds in his field. But when everyone fell asleep, his enemy came, sowed tares among the wheat and left. When the wheat plants grew up and brought forth fruit, tares were seen among them.

The servants of the house saw it and asked the master, 'Didn't you sow good seeds? Then from where did tares come?' He told them, "Some enemy has done this." The servants told him, 'Will we go and uproot them?' He said, 'No, you might uproot wheat while removing the tares. Let them grow together until the harvest. During the harvest I will tell the reapers to gather the tares first and bind them in bundles to burn them. Then they will gather the wheat into my barn.'

Matthew 3:24-30

Then he sowed some seeds on fertile land. He planted those by lot of water like the willow trees. And it sprouted. It grew and spread on the ground like a vine. Its branches turned towards that Eagle and roots went deep into the ground. Thus the vine grew larger and brought forth branches and shot forth sprigs.

But there was a great eagle with wings full of feathers. That vine stretched its roots and sprigs towards the eagle in order to get water. It was planted in fertile soil by lot of water so that it might bring forth sprigs, bear fruits and be a beautiful vine."

Ezekiel 17:5-8

Let me tell you clearly

God is the Creator of the world and life. He is beautiful and holy. He has created everything out of nothing. In all His creation there is an interlinked communication and dependence. He has decorated everything perfectly. God can transform a tiny seed into a big tree, a moth into a butterfly, a crawling baby into an adult. He has expressed Himself through a variety of beauty of countless things. All His creation is beautiful. Apparently, the roles of some creation may seem to be bad, but they are playing some roles in nature. And God Himself has designed that role.

God becomes disappointed when His creation takes a wrong path instead of His shown path. In the Holy Bible, the good seeds mean those who live in the way of God. And the bad seeds or tares mean those who do not follow the way of God. The Creator gives opportunities to the evil persons living in the wrong way to return to His way in the company of His creation. It is God's desire that humankind's good deeds should increase. This happens when we take care of His creation, feel a connection with all His Creation and become full of love towards God.

Homework

The teacher will give you an interesting homework to do at home. **The work might involve taking care of your own pet or a neighbor's pet. Let me explain how to do it; listen carefully. You may need to bathe, feed or take the pet to the vet.** But you can do any kind of caring work if you want. But you must be careful while doing these types of work, for example, not going near sick pet, keeping yourself safe from scratches, and taking care of only those pets who are recently vaccinated. You will have to present your experience in the next session. **You may need help from your parents/guardians regarding the pet, so, please show them the following text.**



Dear Parents/Guardian,

We have given your child/adopted child a homework on a pet. Please help him/her in this regard. If your child/adopted child has any allergy or other issues, please take good precautionary measures.

If there is a projector in your classroom, you can bring pictures in your pen drive on the presentation day. If you want, you can email the picture to your teacher instead of using the pen drive. In that case, take your teacher's email address. If there is no projector facility, draw a picture of the pet you have taken care of. Write down the name of the pet under the picture and bring it to the classroom.



Upohar 48

Taking Care of Pets

You will present to the class how you take care of your pet or a neighbor's pet. You can take a picture of the pet you are caring for and submit it to your teacher. Or you can carefully draw a picture in the box below or on a separate page. The teacher may paste the picture of your pet on the board and show it to others.


Listen attentively when others will present. If you like any method or activity of your classmates of taking care of pets, you can apply that to your pet as well.





Dear learner,

The teacher will take you through some activities during these special sessions. Maybe you will visit a place where you will witness people are curing critically ill patients with their service and kindness. Seeing these things, you will realise that with how much profound love and respect, we all are living in the society, in the blue planet together! The demand of these sessions is that you will understand the beauty and necessity of coexistence with people of different religions, different opinions, different faiths and different ideas.





Upohar 49-50

All Get Services

The teacher will take you along with your classmates to a Blood Donation Service Centre/ Health Service Centre/ Hospital. Before going, you will need permission from your parents/ guardian. So submit the permission signed by your parents/guardian to the teacher in time.

Understood the aims and objectives of going to these centres from the teacher well. Be present at the specific place as directed by the teacher to start in time. Take necessary water, pen, notebook, and if in winter, warm clothes with you. Remain calm in the vehicle. If you have to walk, be careful on the road.

Before you start your journey, you can pray to God for a safe journey.

Sick and people in danger come to the blood donation centres and hospitals. So, walk and move carefully and with discipline for specific reasons. Observe everything attentively. Look, people are getting registered by the side of the gate. Notice that everybody who has come are getting services according to their demand. No one is turned away. Do you realise how much sincere the serving people are! Do you notice that those who are very sick are being referred to a more equipped hospital?



Providing medical care to distressed women at a health camp in Sylhet city 2013.

Photograph: Dr. Edward Pollob Rosario, Caritas Bangladesh.

Write it down in your notebook if something has touched your heart. Did you think from your observation that there was difference in service delivery? That some got better service and some didn't?

When your teacher tells you to get ready to go back, pack your necessary things. Help your friends to pack their bags as well.



Upohar 51

We All

How did you like the field trip you and your friends went in the last session? The teacher may ask you about that. Express your feelings properly.

The teacher may write down the following two questions on a piece of poster paper. They may divide you into groups to discuss the questions for some limited time.



The questions are:

- ✓ Have you seen someone who came but did not get any service?
- ✓ What is the reason for what you have seen?

During discussion, express your thoughts and opinions and listen attentively to the thoughts and opinions of other groups' students as well. After the discussion time is over, the teacher may ask any of you to present the summary of the discussion. Do it nicely standing in the front. If one of your friends does it, listen to it attentively. The teacher will show all of you a poster about the Liberation War after the discussion. You can see the poster next page. Observe it carefully.

Notice the words:

বাংলার হিন্দু, বাংলার খ্রিষ্টান
বাংলার বৌদ্ধ, বাংলার মুসলমান
আমরা সাবাই বাঙালী।

Mr Debdas Chatterjee painted this poster in 1971. Did you know that these words inspired many people during the critical moments of the liberation war?

Homework

Dear student, the teacher will give you an assignment in which you will take interview of a Freedom Fighter. So, you will have to find a Freedom Fighter around you. The Freedom Fighter may be your relative or neighbour. They may be someone else. The Freedom Fighters have liberated our country through a war. So talk to them with utmost love and respect.

বাংলার হিন্দু বাংলার খৃষ্টান বাংলার বৌদ্ধ বাংলার মুসলমান



আমরা সবাই বাঙালী



You can ask the following questions during the interview:

- ✓ Grandpa/Grandma or any other address: why did you go to the War?
- ✓ Young, old, male-female, did all of you go to the War?
- ✓ Did people of all religions go to the War then?

Submit the interview in a written form to your teacher in the next session.

The Freedom Fighter I have seen

You know that the Freedom Fighters have given this country to us through much sacrifice and sufferings. After taking the interview of the great Freedom Fighter, return home and draw their picture in the box below (this kind of picture is called portrait)





Upohar 52 My Poster

Submit the interview with the Freedom Fighter to your teacher in written format. The teacher may ask you how did you feel while talking with the Freedom Fighter.

Now the teacher will give each of you a piece of poster paper on which you will draw a picture as you like. You will draw the poster in the light of three themes: the poster of the Liberation War your teacher showed you, the group discussion you had in the last session and the interview of the Freedom Fighter.

The teacher may talk to you directly after this activity. They may ask you from which thought have you made the poster? Which important aspect you wanted to highlight? Does your interview have any connection with this poster? You know well the answers to these questions. Arrange your thoughts and inform your teacher.



Upohar 53-54

Coexistence in Christianity

Did I tell you about coexistence? Coexistence means living with different people of different faiths and different beliefs with love, respect, responsibility and joy. In our country, we can see people of Islam, Hindu and Buddhism religions in addition to Christianity. Apart from these, there are people of many other religions in this world. We put profound importance on living shoulder to shoulder with all other people with joy and helping others in their needs. Every religion gives much importance to this matter.

Now let us know what is said about this coexistence in Christianity. Your teacher will express all these to you in a few sessions through discussions and activities.

It is said to be tolerant and respectful to every other religion in the Holy Bible, in Joshua 24:15 verse. “Now if you don’t like to serve the Lord God, choose for yourselves today whom you will serve...” God has given us religious freedom. In the Holy Bible, tolerance is highlighted in case of religious coexistence. In Romans 12:17-18 of the Holy Bible, it is written, “Never pay back evil for evil to anyone. Respect what is right in the sight of all. If possible, live in peace with all as far as you can.”

It is written in the Holy Bible, in Luke 10:27 verse, “... You will love your Lord God with all your heart, soul, strength and mind. And love your neighbour as yourself.” Here we are directed to love the Creator and His Creation. Everything around us is our neighbour. We have to love neighbours as ourselves. It is written in John 4:7, “Dear children, we should love one another, for love comes from God. Everyone who has love in their hearts is born of God and knows God.” Those who claim themselves as children of God have a responsibility to love God and the Creation. Jesus has talked about social harmony and coexistence. In John 13:34, Jesus said, “A new commandment I give to you – love each other. Just like I have loved you, you will also love one another.” Loving one another is the commandment of Jesus. He has loved the humankind. This is His teaching that we should also love one another and honour all. Jesus has showed His love to the people of other faith. He has loved, honoured and valued all people irrespective of race, religion, caste and social status. The people of his own community, the Jews used to hate and neglect people of other religion and community and counted them as unrighteous. Especially they hated the Samaritans. They did not mix, feast or move with them, or travel through the Samaria land. But Jesus was beyond these. From the Holy Bible, John Chapter 4, we come to know that once Jesus went to that land.

Even He asked a woman there to give Him water to quench His thirst. Jesus did not hesitate that day to overcome the social and religious narrowness and ask for water to quench His thirst.

In Luke Chapter 10, we find that anybody can overcome religious or social hurdles and show love or empathy to others. This is an excellent example to express love and empathy to others (this story was discussed in the sessions about neighbour). The example is like this in brief: When a Jew was travelling from Jerusalem to Jericho, he was attacked and beaten up by a band of robbers and left half-dead by the road. A Priest and then a Levite (helper to the Priest) passed on to their respective work through that road. None of them came to help the wounded man. Next came a Samaritan, who was non-Jew and unrighteous to the Jews. He saw that man beside the road and helped him in all possible ways. He arranged for his treatment that was instantly available. He took him to a nearby inn and arranged for his treatment. Not only that, he promised to pay for his full treatment.

When Jesus was asked what was the greatest commandment of God, He replied, “The greatest and most necessary commandment of God is that ‘you love God with all your heart, soul and mind.’ The next important commandment is like the first one: ‘love your neighbours as yourselves.’ All the teachings of Christianity lie in these two commandments.” (Matthew 22:37-40; Mark 12:29-31; Luke 10:27). In the story told in the Gospel of St. Luke, the Samaritan was the real neighbour of the wounded person.

Jesus has given more importance to life of a person than the religious rules, laws and ceremonies. He said that religion is for humankind, humankind is not for religion. Jesus Christ has taught us to love every person without considering their race, caste, religion, wealth, social dignity, etc. We should remember that everyone has or may have some God-given qualities. It is our holy responsibility to honour the just and humane rights of everyone. Among hundreds of differences of human beings, there is no alternative in earth today to unity and peaceful coexistence.

Among the many titles of Jesus in the Holy Bible, one is “Prince of Peace”. Love and peace among human beings was His main goal. These words of St. Paul may inspire us “Finally, brethren, whatever is true, whatever is honourable, whatever is right, whatever is pure, whatever is lovely, whatever is of good repute, if there is any excellence, and anything worthy of praise, let your mind dwell on these things. The things you have learned, and received and heard and seen in me, practice these things, and God of peace will be with you.” (Phil 4:8-9). So, we will contribute towards building a beautiful and peaceful community by walking on the way of Christ.

Coexistence has been emphasised strongly in other religions too. You will learn about it more from conversation with the teacher and your friends.

Major Religious Festivals

The teacher may ask you what the main Christian festival is. They may also ask you if you know the names of the main religious festivals of other religions. If you ever celebrated religious festivals of your friends from other religions, you may inform that to your teacher. The teacher will show you the list below where the names of religious festivals of Islam, Hindu and Buddhism are mentioned.

Islam	Hindu	Buddhism
Main Religious Festivals		
Eid – Eid-ul-Fitr and Eid-ul-Azha	Durga Puja	Buddha Purnima (Baishakhi Purnima)
Everyone wears nice dress	Everyone wears nice dress	Everyone wears nice dress
Prays	Goes to temple	Goes to Church.
Eats delicious food	Eats delicious food	Eats delicious food
Visits the houses of friends-neighbours-relatives	Visits the houses of friends-neighbours-relatives	Visits the houses of friends-neighbours-relatives

Notice that just as you wear new dress, eat delicious food and visit your friends and relatives on the Christmas Day, your friends of other religions also do the same in their festivals. In fact, there is a wonderful similarity of joy in all the religious festivals.

You have learned many things about coexistence. Now take preparation on how to present these ideas to the students of some other class students in the next session.



Upohar 55-56
Living Together

You will present in another class what you have learned about coexistence in the last few sessions. If you want, you can use poster and other materials, and if you are skilled, then you can use audiovisual material/multimedia. Never lose your courage. The teacher will help you. They will tell you the presentation strategy, that is, how you will do the presentation.

Present your presentation as per serial on the scheduled day. Do it in front of all the students with self-confidence. If any of your friends presents first, pay attention to it. After you have finished your presentation, ask the students of other class if they have any questions. If they ask any question, answer those with care. If you do not know the answer to any of their questions, take your teacher's help.



A List of words specific to Christianity

খ্রীষ্টধর্মের বিশেষ শব্দসমূহের বানানগুলোর একটি তালিকা এবং তার ভিন্ন ও একটু বদলে যাওয়া রূপগুলো নিচে দেখতে পারো। এই তালিকাটি একটু ধারণা দেওয়ার জন্য রাখা হলো, এর বাইরেও কিন্তু এরকম খ্রীষ্টধর্মের অনেক বিশেষ শব্দ তুমি দেখতে পাবে।

এই বইয়ে ব্যবহৃত বানান/শব্দ	বাংলা একাডেমি প্রস্তাবিত এবং অন্যান্য রূপ	ইংরেজি শব্দ ও তার উচ্চারণ
খ্রীষ্ট	খ্রিষ্ট/খ্রীষ্ট/খ্রিষ্ট	Christ (ক্রাইস্ট/ক্রাইস্ট)
যীশু	যিশু	Jesus (জীজস্/জীসাস্)
খ্রীষ্টধর্ম	খ্রিষ্টান/খ্রীষ্টধর্ম/খ্রিষ্টধর্ম	Christianity (ক্রিসটিয়ানাটি/ ক্রিসচিয়ানিটি)
খ্রীষ্ঠাধর্ম	খ্রিষ্ঠান্দ/খ্রীষ্টধর্ম/খ্রিষ্টান/খ্রিষ্টধর্ম	Christian (ক্রিসচান্/ ইরা/এরা)
অব্রাহাম	আব্রাহাম/ইব্রাহিম/ইব্রাহীম	Abraham (এইব্রাহ্যাম্/এইব্রাহাম্)
ইব্রীয়	হিব্রু	Hebrew (হীব্রু)
গালীল	গালিল	Galilee (গ্যালিলী / গ্যালেলী)
জেরোম	যেরোম	Jerome (যেরোম)
গাব্রিয়েল	গ্যাব্রিয়েল/জিবরাঈল/জিব্রাঈল/জিব্রাইল	Gabriel (গ্যাব্রিয়েল্)
থোমা	থমাস/টমাস/ঠমাস	Thomas (ঠমাস্/থমাস্)
দাযুদ	দাউদ/ডেইভিড/ডেভিড/দাবিদ	David (ডেইভিড্)
নাসরত	নাসরৎ/নাজারেথ/নাজারথ	Nazareth (ম্যাথিউ/নাজারথ্)
মথি	ম্যাথিউ	Matthew (ম্যাথিউ/মাথেয়)
মরিয়ম (মারীয়া)	মেরি/মারিয়া	Mary (ম্যারি)
মেসোপটেমিয়া	মেসোপটেমিয়া	Mesopotamia (মেসোপটেমিয়া/ মেসোপটেইমিয়া)
যর্দন নদী	জর্দান নদী/ জর্ডান নদী	Jordan River (যর্ডান্ রিভার)
যিরুশালেম	জেরুসালেম/জেরুজালেম	Jerusalem (জেরুসালেম/যেরুশালেম্)
যিহুদী	ইহুদি/ইহুদী	Jew (যু/জু)
যোষেফ	যোসেফ	Joseph (জোষেফ্/জোসেফ্)
যোহন	জন	John (জন্)
লুক	লুক	Luke (লক্)
শমরীয়	সামারিটান/সাম্যারিটান্	Samaritan (সামারিটান/সাম্যারিটান্)
ইশমোন-পিতর	সাইমন পিটার	Simon Peter (সাইমন পিটার)





ফ্লাইওভার :
উন্নয়নের পথে,
পথ চলি একসাথে

বাংলাদেশের যোগাযোগ ব্যবস্থায় এসেছে বিপুল পরিবর্তন। দেশের ক্রমবর্ধমান জনসংখ্যার কথা মাথায় রেখে শেখ হাসিনা সরকার সড়ক ও অবকাঠামো উন্নয়নে যুগান্তকারী বিভিন্ন পদক্ষেপ/উদ্যোগ নিয়েছে, যার সুফল আমরা ইতোমধ্যে পেতে শুরু করেছি। জাতির পিতা বঙ্গবন্ধু শেখ মুজিবুর রহমান মহাসড়ক (ঢাকা-মাওয়া-ভাঙ্গা), মেয়র হানিফ ফ্লাইওভার, মিরপুর-এয়ারপোর্ট রোডে মো. জিল্লুর রহমান ফ্লাইওভার, কুড়িল ফ্লাইওভার, বনানী ফ্লাইওভার, মগবাজার-মৌচাক ফ্লাইওভার, চট্টগ্রামের আখতারুজ্জামান ফ্লাইওভার, কালশি ফ্লাইওভার, হাতির বিল প্রকল্প, চার লেনবিশিষ্ট ঢাকা-চট্টগ্রাম মহাসড়ক, বিআরটি প্রকল্প, এলিভেটেড এক্সপ্রেস ওয়ে প্রকল্পসহ দেশব্যাপী অসংখ্য ফ্লাইওভার ও উন্নয়ন কর্মকাণ্ড সড়ক, মহাসড়ক ও নগরীকে যানজটমুক্ত করার পাশাপাশি সৌন্দর্যও বৃদ্ধি করেছে।

Academic Year 2024

Class Six

Christian Religion Studies

বঙ্গবন্ধুর স্বপ্ন— দারিদ্র্য ও নিরক্ষরতামুক্ত সোনার বাংলাদেশ গড়তে
নিজেদের যোগ্য নাগরিক হিসেবে গড়ে তোলা।

– মাননীয় প্রধানমন্ত্রী শেখ হাসিনা

তথ্য, সেবা ও সামাজিক সমস্যা প্রতিকারের জন্য ‘৩৩৩’ কলসেন্টারে ফোন করুন

নারী ও শিশু নির্যাতনের ঘটনা ঘটলে প্রতিকার ও প্রতিরোধের জন্য ন্যাশনাল হেল্পলাইন সেন্টারে
১০৯ নম্বর-এ (টোল ফ্রি, ২৪ ঘণ্টা সার্ভিস) ফোন করুন



Ministry of Education

For Free Distribution by the Government of the People's Republic of Bangladesh